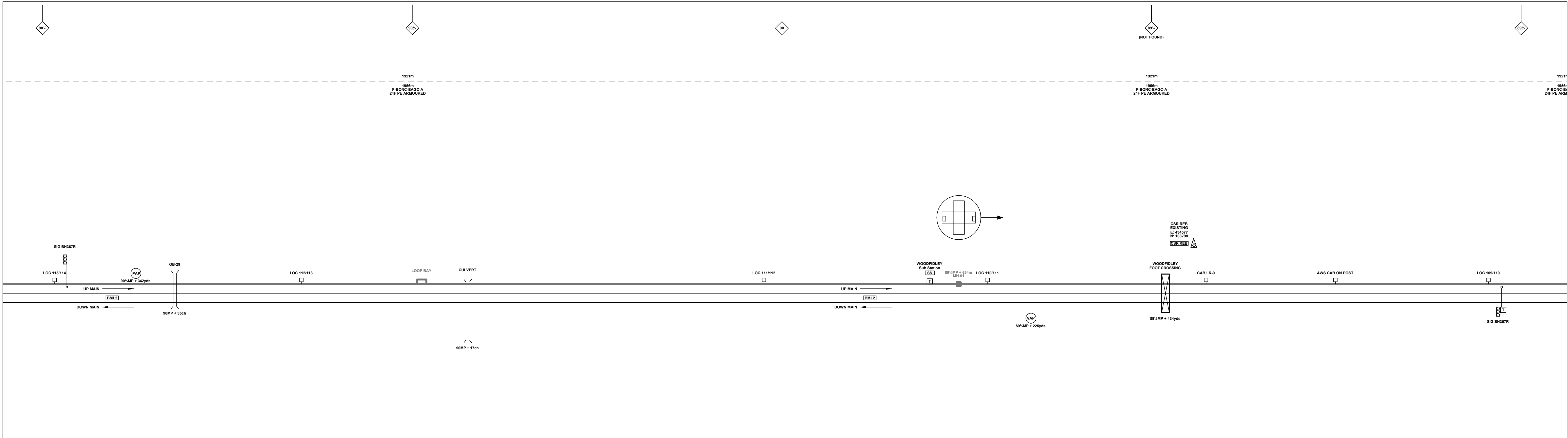


Legend Cabinet and Verts (DC) Cabinet with Regenerator and Verts (DC) Copper Joint (CJ) Fibre Joint (FJ) Screening Conductor Joint with/without Earth (SJ) Trough Duct Cable Tray (1988m, 2034m) Cable - Type Identified by FTN Code Status - as per Key Below Electrical Control Room (ECR) Manhole Mid Length Sheath Gap Fibre Sheath Gap Copper Signal Box (SB) FTN Core Node Core Node with GSM-R Colocated FTN Access Node FTN Access Node with GSM-R Colocated Screen Joint Routeworks Copper Joint Routeworks Cabinet Routeworks Fibre Joint Routeworks Manhole details: Cross - To be used Filled - In use Clear - Empty Tunnel Overbridge Underbridge Earth Farm Signal Vehicle Access Point (VAP) Pedestrian Access Point (PAP) Mile Post Platform Telephone Crossing Gantry Cable Pull Gas Line (GAS) HV Cable LV Cable Sewer (SEW) Telecoms (TEL) Water Copper Blue Fibre Red Screen Green Mast		Notes Contractor(s) Unit 4 Apex Park, Wainwright Road, Worcester, Worcestershire, WR4 9FN. Tel: 01905 756000		<table border="1"> <tr> <td>Designed</td> <td>Sign.</td> <td>Date</td> </tr> <tr> <td>Drawn</td> <td>Sign.</td> <td>Date</td> </tr> <tr> <td>Checked</td> <td>Sign.</td> <td>Date</td> </tr> <tr> <td>Approved</td> <td>Sign.</td> <td>Date</td> </tr> </table>		Designed	Sign.	Date	Drawn	Sign.	Date	Checked	Sign.	Date	Approved	Sign.	Date		
Designed	Sign.	Date																	
Drawn	Sign.	Date																	
Checked	Sign.	Date																	
Approved	Sign.	Date																	
KEY Proposed Fibre & Civils Elements are shown in RED Proposed Copper Elements are shown in BLUE Proposed Screening Elements are shown in MAGENTA All Recoveries are shown in GREEN All Existing Elements are shown in BLACK Existing Fibre Cable Existing Copper Cable Existing Screen Cable		Status: Design Scale(s): ELR & Mileage BML2		Drawing Title: Beaulieu Road Station (1125) to Brockenhurst (6139) Alternative Reference: See Layout Tab A3 Sheets 1 and 2 Drawing Number: NTPO\SLD\1125\6139\001 Sheet 1 of 4 Revision A															
<table border="1"> <thead> <tr> <th>Rev</th> <th>Date</th> <th>Description of Revisions</th> <th>Drawn</th> <th>Chkd</th> <th>Appr</th> </tr> </thead> <tbody> <tr> <td>A</td> <td>19/01/11</td> <td>Redrafted from NTPOSLD11246139001A.dwg & NTPOSLD11241125001A.dwg</td> <td>DA</td> <td>JW</td> <td>CT</td> </tr> </tbody> </table>		Rev	Date	Description of Revisions	Drawn	Chkd	Appr	A	19/01/11	Redrafted from NTPOSLD11246139001A.dwg & NTPOSLD11241125001A.dwg	DA	JW	CT	Project: FTN/GSM-R Project Unit 4 Apex Park, Wainwright Road, Worcester, Worcestershire, WR4 9FN. Tel: 01905 756000 Drawing Title: Beaulieu Road Station (1125) to Brockenhurst (6139) Alternative Reference: See Layout Tab A3 Sheets 1 and 2 Drawing Number: NTPO\SLD\1125\6139\001 Sheet 1 of 4 Revision A					
Rev	Date	Description of Revisions	Drawn	Chkd	Appr														
A	19/01/11	Redrafted from NTPOSLD11246139001A.dwg & NTPOSLD11241125001A.dwg	DA	JW	CT														



Legend

Cabinet and Verts	Copper Joint	Trough Duct Cable Tray	Signal Box	FTN Core Node	Screen Joint Routeworks	Manhole	Overbridge	Signal	MLNT	Engineer's Line Reference	Gas Line
Cabinet with Regenerator and Verts	Fibre Joint	Cable - Type Identified by FTN Code	Electrical Control Room	Core Node with GSM-R Colocated	Copper Joint Routeworks	Mid Length Sheath Gap Fibre	Underbridge	Vehicle Access Point	Mile Post	Gas	HV Cable
KEY: Proposed Fibre & Civils Elements are shown in RED	Screening Conductor Joint with/without Earth	Status - as per Key Below	Manhole	FTN Access Node	Cabinet Routeworks	Sheath Gap Copper	Tunnel	Pedestrian Access Point	Platform	LV Cable	Sewer
KEY: Proposed Copper Elements are shown in BLUE	Existing Fibre Cable	Existing Copper Cable	Manhole	FTN Access Node with GSM-R Colocated	Fibre Joint Routeworks	Earth Farm	Buffer Stop	Telephone	Cable Pull	Copper Blue Fibre Red Screen Green	Water
KEY: Proposed Screening Elements are shown in MAGENTA	Existing Screen Cable	Existing Screen Cable	Manhole	Manhole	Manhole	Manhole	Manhole	Manhole	Manhole	Manhole	Manhole

Notes

ndc consultants
Unit 4 Apex Park, Wainwright Road, Worcester, Worcestershire, WR4 9FN. Tel: 01905 756000

Status: Design

Scale(s): ELR & Mileage
BML2

Designed	Sign.	Date
Drawn	Sign.	Date
Checked	Sign.	Date
Approved	Sign.	Date

Project: FTN/GSM-R Project
Tournament House
Parrington
London
W2 1HA

Drawing Title: Beaulieu Road Station (1125) to Brockenhurst (6139)

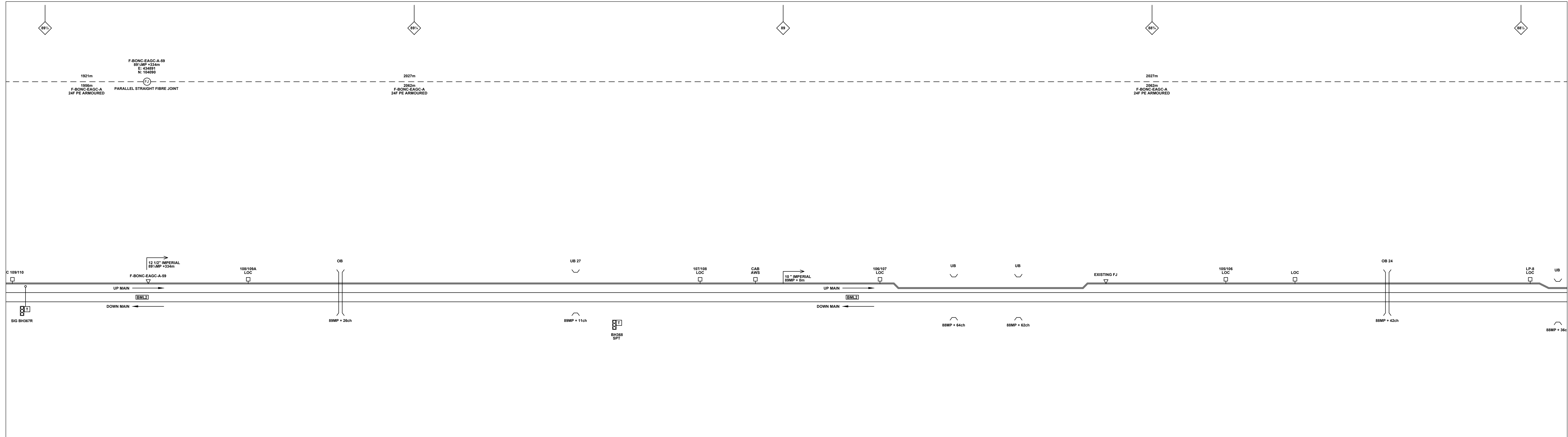
Network Rail

Alternative Reference: See Layout Tab A3 Sheets 3 and 4

Drawing Number: NTPO\SLD\1125\6139\001

Sheet 2 of 4
Revision A

Sheet Size 841x297



Legend

Cabinet and Verts	Copper Joint	Trough Duct Cable Tray	Signal Box	FTN Core Node	Screen Joint Routeworks	Manhole	Overbridge	Signal	Engineer's Line Reference	Gas Line
Cabinet with Regenerator and Verts	Fibre Joint	Cable - Type Identified by FTN Code	Electrical Control Room	Core Node with GSM-R Colocated	Copper Joint Routeworks	Mid Length Sheath Gap Fibre	Underbridge	Vehicle Access Point	Mile Post	HV Cable
KEY Proposed Fibre & Civils Elements are shown in RED Proposed Copper Elements are shown in BLUE Proposed Screening Elements are shown in MAGENTA All Recoveries are shown in GREEN	Screening Conductor Joint with/without Earth	Cable Status - as per Key Below	Manhole	FTN Access Node	Cabinet Routeworks	Sheath Gap Copper	Tunnel	Pedestrian Access Point	Platform	LV Cable
	Existing Fibre Cable	Existing Copper Cable	Manhole	FTN Access Node with GSM-R Colocated	Fibre Joint Routeworks	Earth Farm	Buffer Stop	Telephone	Cable Pull	Sewer
	Existing Screen Cable		Manhole			Telephone	Mast		Water	

Notes

ndcconsultants
Unit 4 Apex Park, Wainwright Road, Worcester, Worcestershire, WR4 9FN. Tel: 01905 756000

Status: **Design**

Scale(s): BML2

Designed	Sign.	Date
Drawn	Sign.	Date
Checked	Sign.	Date
Approved	Sign.	Date

Project: FTN/GSM-R Project
Drawing Title: Beaulieu Road Station (1125) to Brockenhurst (6139)

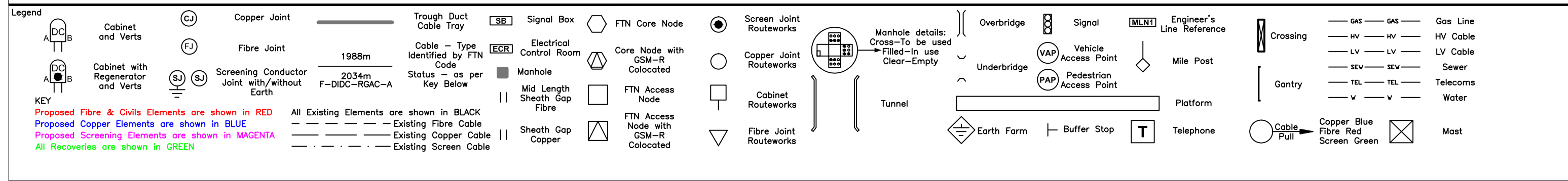
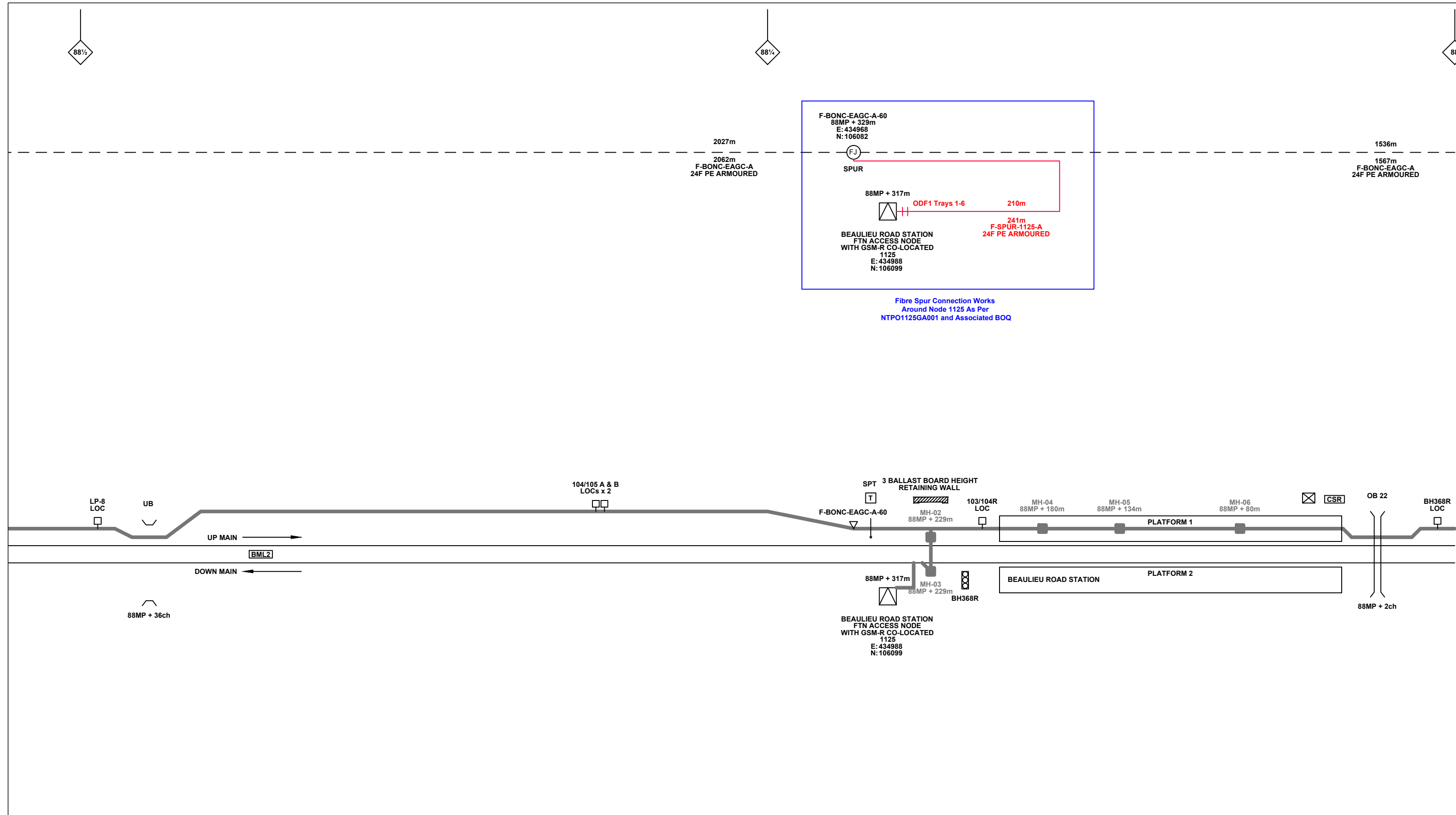
Network Rail

FTN/GSM-R Project
Tournament House
Paddington
London
W2 1HA

Alternative Reference: See Layout Tab A3 Sheets 5 and 6

Drawing Number: NTP\SLD\1125\6139\001

Sheet: 3 of 4
Revision: A



Notes

Rev	Date	Description of Revisions	Drawn	Chkd	Appr
A	19/01/11	Redrafted from NTPOSLD11246139001A.dwg & NTPOSLD11241125001A.dwg	DA	JW	CT

Contractor(s)

ndcconsultants
Unit 4 Apex Park, Wainwright Road, Worcester, Worcestershire, WR4 9FN. Tel: 01905 756000

Status: **Design**

Scale(s): NTS

ELR & Mileage: BML2

Drawn	Sign.	Date
Dominique Andres	<i>DAndres</i>	19/01/2011
Checked	Sign.	Date
Joe Winter	<i>JWinter</i>	19/01/2011
Approved	Sign.	Date
Chris Tappenden	<i>CTappenden</i>	19/01/2011

Project: FTN/GSM-R Project
Tournament House
Pasington
London
W2 1HA

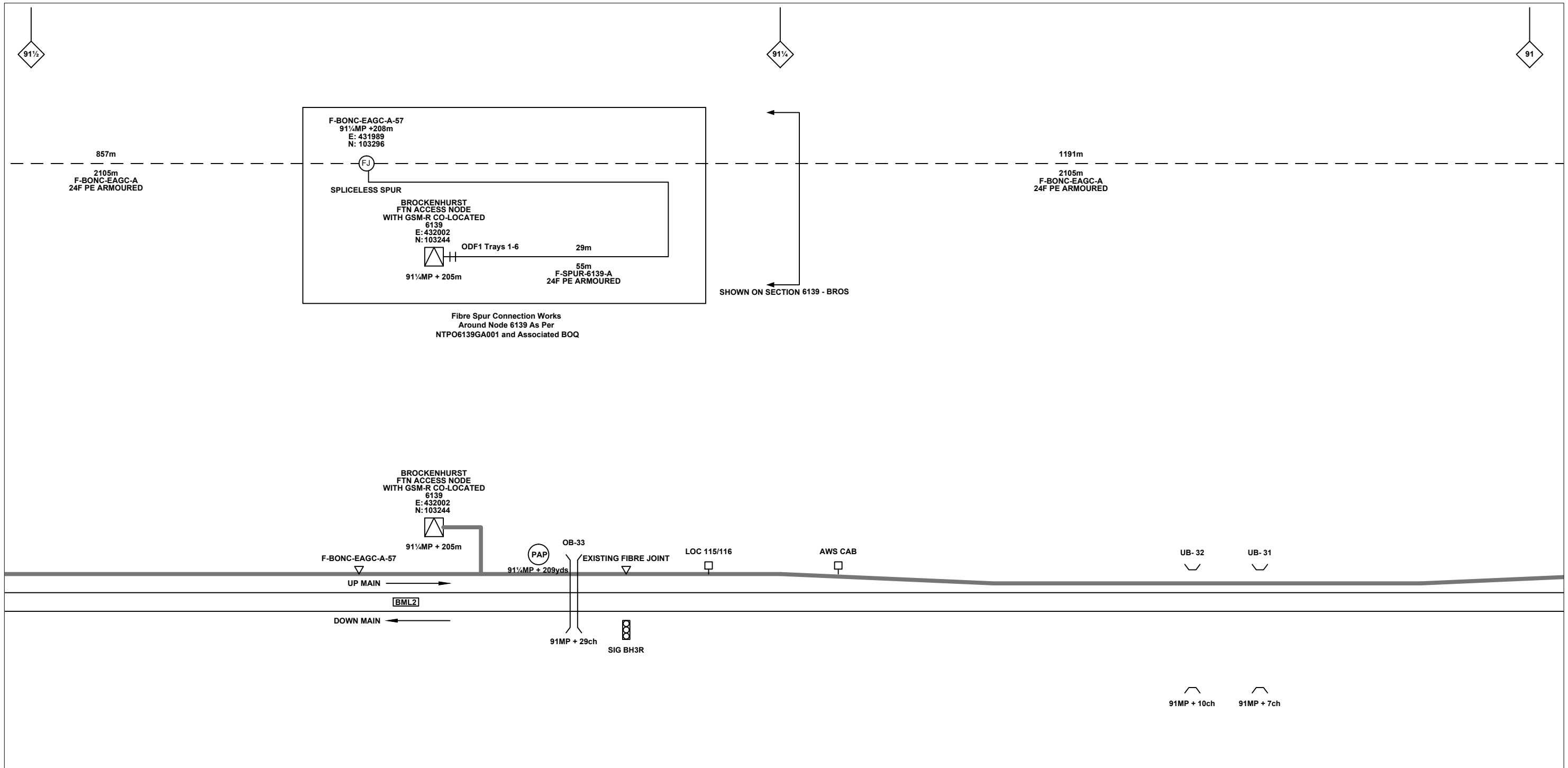
Drawing Title: **Beaulieu Road Station (1125) to Brockenhurst (6139)**

Network Rail

Alternative Reference: See Layout Tab A3 Sheets 7 and 8

Drawing Number: NTPO\SLD\1125\6139\001

Sheet: 4 of 4
Revision: A



Legend

	Cabinet and Verts		Copper Joint		Trough Duct Cable Tray		Signal Box		FTN Core Node		Screen Joint Routeworks		Manhole details: Cross-To be used Filled-In use Clear-Empty		Overbridge		Signal		Engineer's Line Reference		Crossing		GAS	Gas Line	
	Cabinet with Regenerator and Verts		Fibre Joint		Electrical Control Room		Core Node with GSM-R Colocated		Copper Joint Routeworks		Copper Joint Routeworks		Underbridge		Vehicle Access Point		Pedestrian Access Point		Mile Post		Gantry		HV	HV Cable	
KEY			Screening Conductor Joint with/without Earth		Manhole		FTN Access Node		Cabinet Routeworks		Fibre Joint Routeworks		Tunnel		Platform		Earth Farm		Buffer Stop		Telephone		Cable Pull		Mast
					Mid Length Sheath Gap Fibre		FTN Access Node with GSM-R Colocated								SEW	Sewer		TEL	Telecoms		W	Water			
					Sheath Gap Copper										Copper Blue Fibre		Fibre Red		Screen Green						

Proposed Fibre & Civils Elements are shown in RED
 Proposed Copper Elements are shown in BLUE
 Proposed Screening Elements are shown in MAGENTA
 All Recoveries are shown in GREEN
 All Existing Elements are shown in BLACK
 Existing Fibre Cable
 Existing Copper Cable
 Existing Screen Cable

Notes

Contractor(s)

Unit 4 Apex Park, Wainwright Road, Worcester, Worcestershire, WR4 9FN. Tel: 01905 756000

Status: **Design**

Scale(s): NTS, ELR & Mileage BML2

Designed	Sign.	Date
Drawn	Sign. <i>D. Andres</i>	Date 19/01/2011
Checked	Sign. <i>[Signature]</i>	Date 19/01/2011
Approved	Sign. <i>[Signature]</i>	Date 19/01/2011
Project		
FTN/GSM-R Project Stage 2 Design		
Drawing Title		
Beaulieu Road Station (1125) to Brockenhurst (6139)		

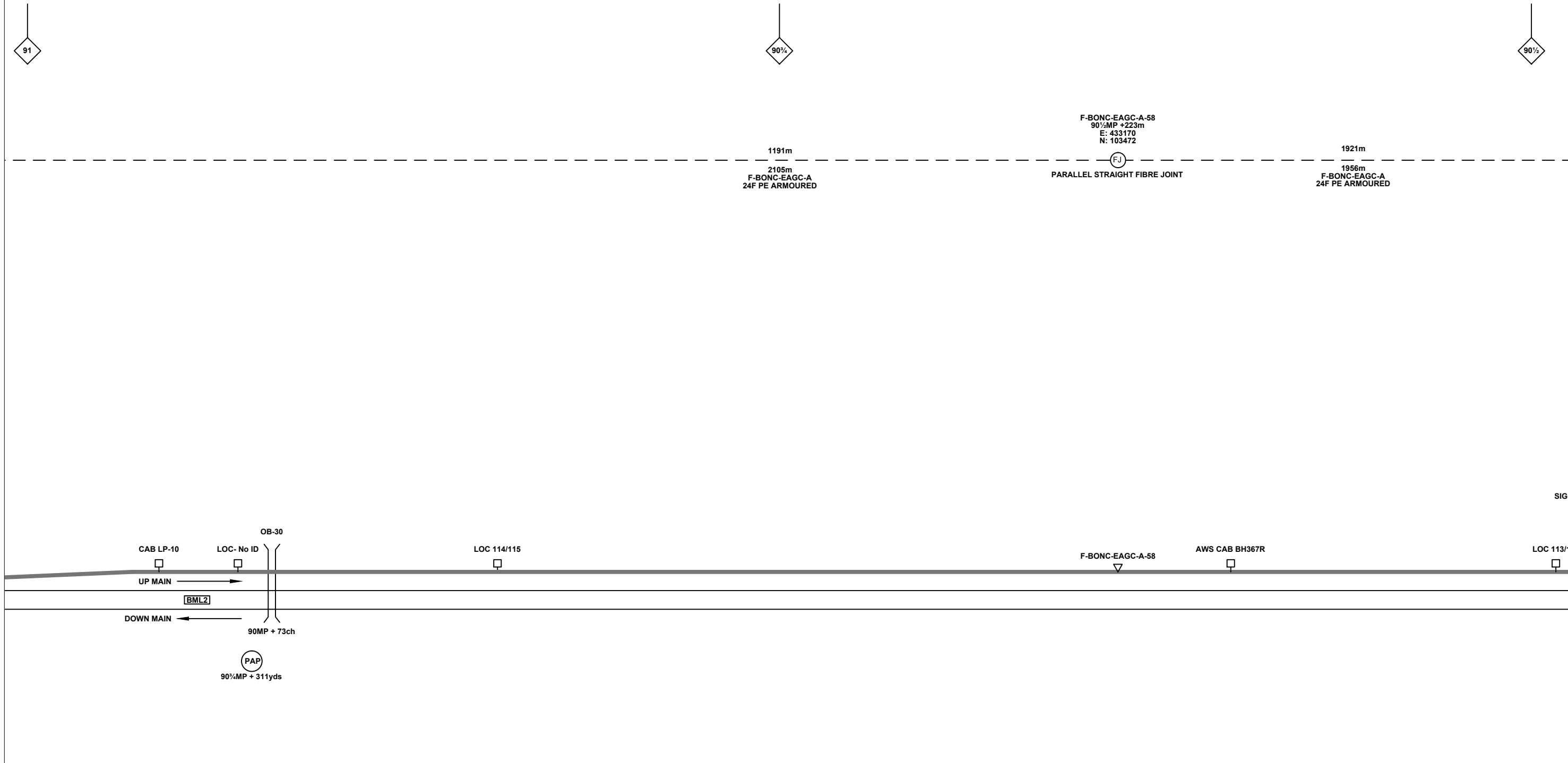
FTN/GSM-R Project
Tournament House
Paddington
London
W2 1HA

Alternative Reference: See Layout Tab 841 x 297 Sheet 1

Drawing Number: NTPO\SLD\1125\6139\001

Sheet 1 of 7

Revision: A



Legend

Cabinet and Verts	Copper Joint	Trough Duct Cable Tray	Signal Box	FTN Core Node	Screen Joint Routeworks	Overbridge	Signal	Engineer's Line Reference	Crossing	GAS — GAS — Gas Line
Cabinet with Regenerator and Verts	Fibre Joint	Cable - Type Identified by FTN Code	Electrical Control Room	Core Node with GSM-R Colocated	Copper Joint Routeworks	Underbridge	Vehicle Access Point	Mile Post	Gantry	HV — HV — HV Cable
KEY	Screening Conductor Joint with/without Earth	Status - as per Key Below	Manhole	FTN Access Node	Cabinet Routeworks	Manhole details: Cross-To be used Filled-In use Clear-Empty	Pedestrian Access Point	Platform	SEW — SEW — Sewer	TEL — TEL — Telecoms
Proposed Fibre & Civils Elements are shown in RED		All Existing Elements are shown in BLACK	Mid Length Sheath Gap Fibre	FTN Access Node with GSM-R Colocated	Fibre Joint Routeworks	Tunnel	Earth Farm	Telephone	W — W — Water	Mast
Proposed Copper Elements are shown in BLUE		Existing Fibre Cable	Sheath Gap Copper				Buffer Stop		Copper Blue Fibre Red Screen Green	
Proposed Screening Elements are shown in MAGENTA		Existing Copper Cable								
All Recoveries are shown in GREEN		Existing Screen Cable								

Notes

Contractor(s)

Unit 4 Apex Park, Wainwright Road, Worcester, Worcestershire, WR4 9FN. Tel: 01905 756000

Status: **Design**

Scale(s): NTS

ELR & Mileage: BML2

Designed	Sign.	Date
Drawn	Dominique Andres	19/01/2011
Checked	Joe Winter	19/01/2011
Approved	Chris Tappenden	19/01/2011
Project		
FTN/GSM-R Project Stage 2 Design		
Drawing Title		
Beaulieu Road Station (1125) to Brockenhurst (6139)		

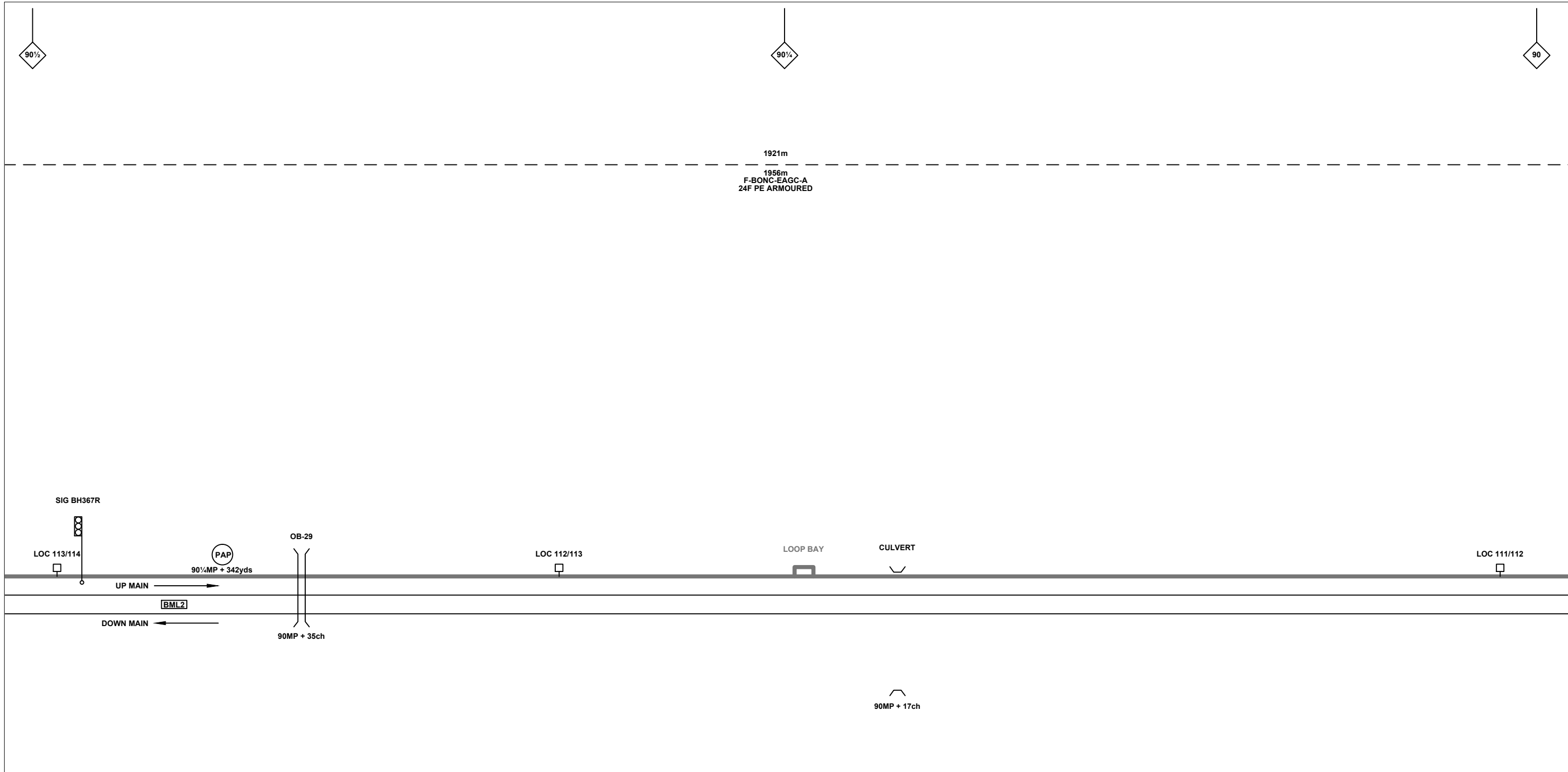
FTN/GSM-R Project
Tournament House
Paddington
London
W2 1HA

Alternative Reference: See Layout Tab 841 x 297 Sheet 1

Drawing Number: NTPO\SLD\1125\6139\001

Sheet: 2 of 7

Revision: A



Legend

Cabinet and Verts	Copper Joint	Trough Duct Cable Tray	Signal Box	FTN Core Node	Screen Joint Routeworks	Overbridge	Signal	Engineer's Line Reference	Crossing	GAS — GAS — Gas Line
Cabinet with Regenerator and Verts	Fibre Joint	Cable - Type Identified by FTN Code	Electrical Control Room	Core Node with GSM-R Colocated	Copper Joint Routeworks	Underbridge	Vehicle Access Point	Mile Post	Gantry	HV — HV — HV Cable
KEY	Screening Conductor Joint with/without Earth	Manhole	Mid Length Sheath Gap Fibre	FTN Access Node	Cabinet Routeworks	Manhole details: Cross-To be used Filled-In use Clear-Empty	Pedestrian Access Point	Platform	SEW — SEW — Sewer	TEL — TEL — Telecoms
Proposed Fibre & Civils Elements are shown in RED				FTN Access Node with GSM-R Colocated	Fibre Joint Routeworks	Tunnel	Earth Farm	Buffer Stop	W — W — Water	Mast
Proposed Copper Elements are shown in BLUE										
Proposed Screening Elements are shown in MAGENTA										
All Recoveries are shown in GREEN										
		Existing Fibre Cable								
		Existing Copper Cable								
		Existing Screen Cable								

Notes

Contractor(s)

Unit 4 Apex Park, Wainwright Road, Worcester, Worcestershire, WR4 9FN. Tel: 01905 756000

Status: **Design**

Scale(s): NTS

ELR & Mileage: BML2

Designed	Sign.	Date
Drawn	Sign. <i>D. Andres</i>	Date 19/01/2011
Checked	Sign. <i>[Signature]</i>	Date 19/01/2011
Approved	Sign. <i>[Signature]</i>	Date 19/01/2011
Project		
FTN/GSM-R Project Stage 2 Design		
Drawing Title		
Beaulieu Road Station (1125) to Brockenhurst (6139)		

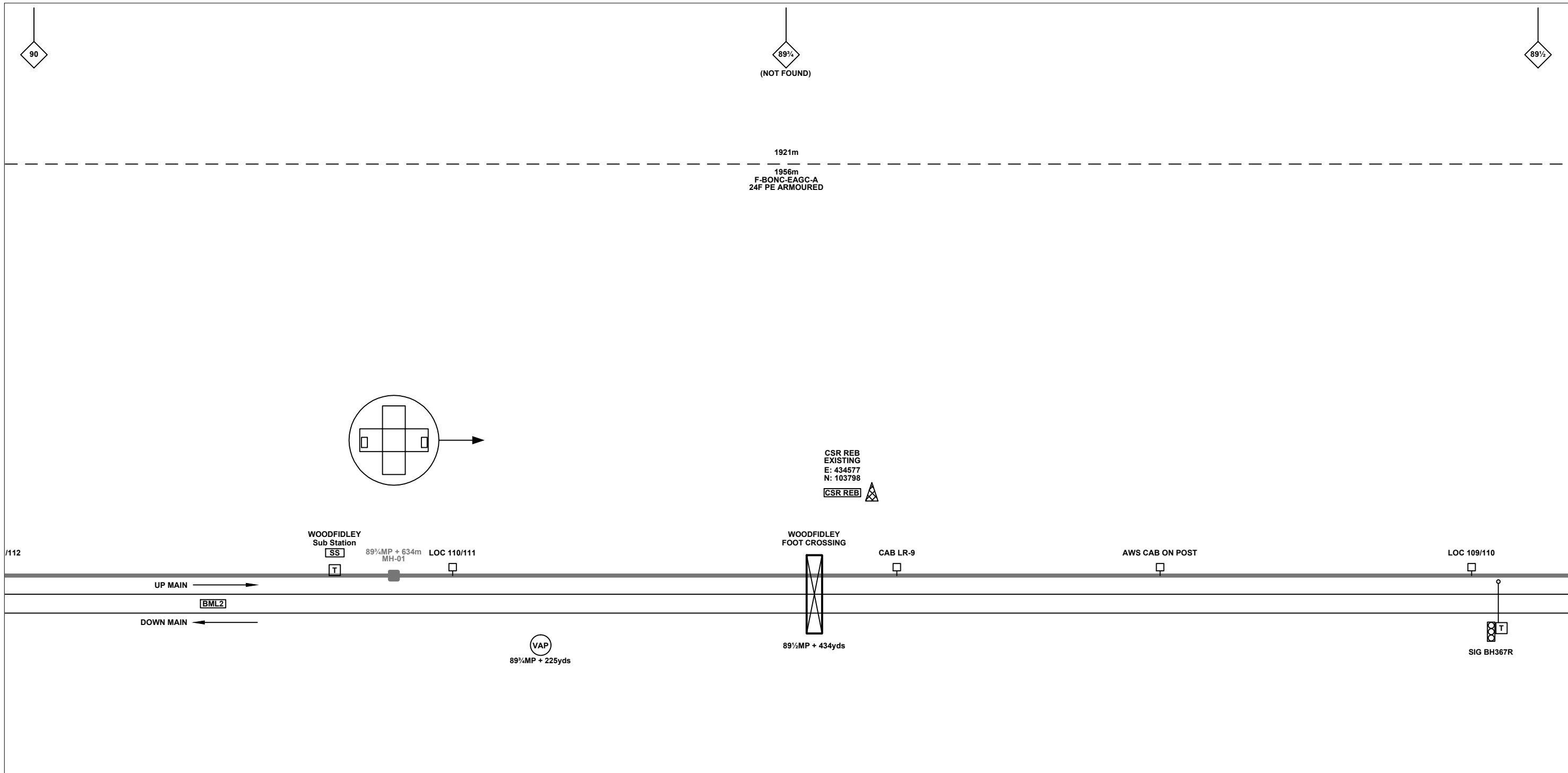
FTN/GSM-R Project
Tournament House
Paddington
London
W2 1HA

Alternative Reference: See Layout Tab 841 x 297 Sheet 2

Drawing Number: NTPO\SLD\1125\6139\001

Sheet: 3 of 7

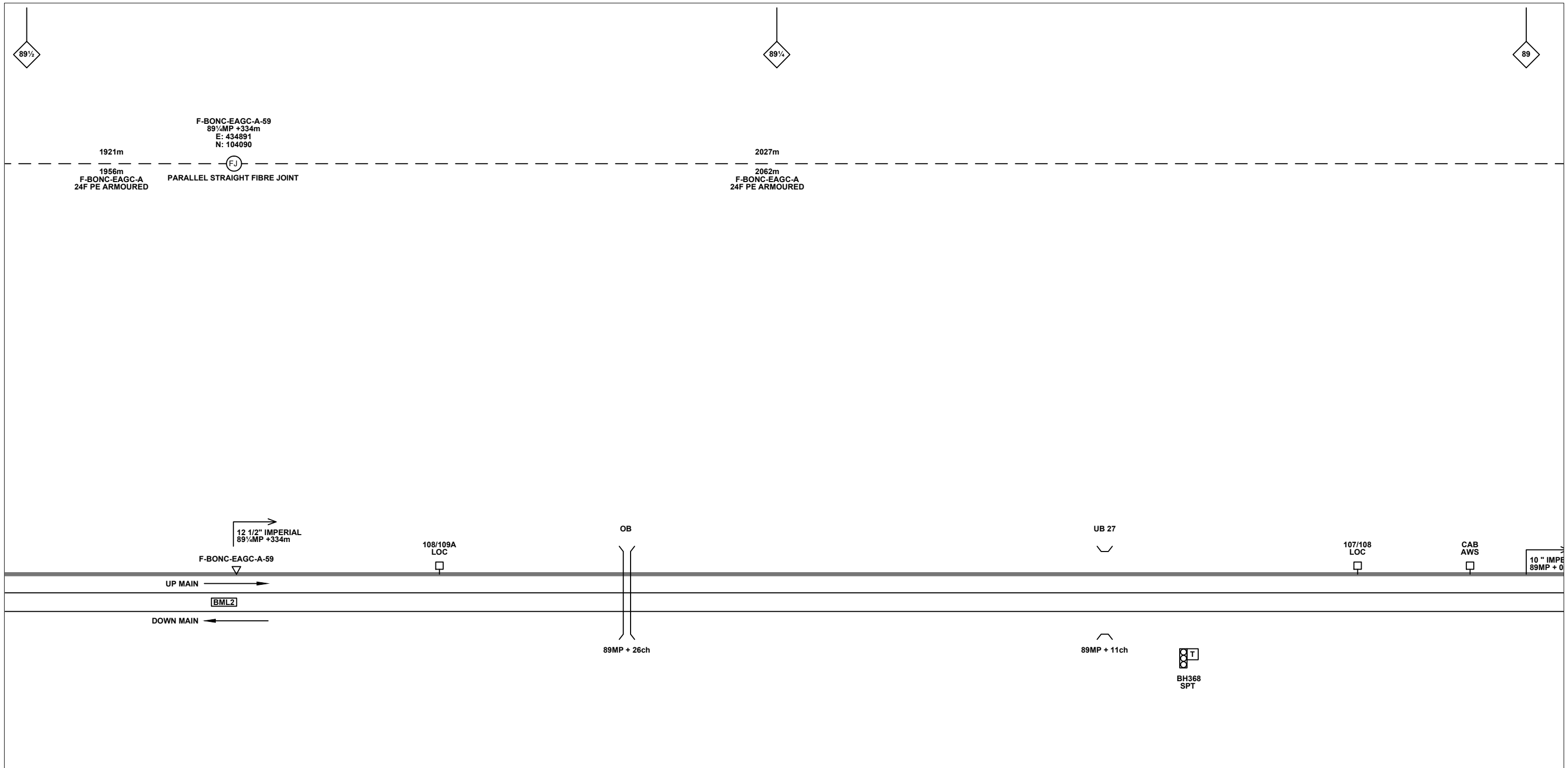
Revision: **A**



Legend

Cabinet and Verts	Copper Joint	Trough Duct Cable Tray	Signal Box	FTN Core Node	Screen Joint Routeworks	Overbridge	Signal	Engineer's Line Reference	Crossing	Gas Line
Cabinet with Regenerator and Verts	Fibre Joint	Cable - Type Identified by FTN Code	Electrical Control Room	Core Node with GSM-R Colocated	Copper Joint Routeworks	Underbridge	Vehicle Access Point	Mile Post	Gantry	HV Cable
KEY	Screening Conductor Joint with/without Earth	Manhole	Mid Length Sheath Gap Fibre	FTN Access Node	Cabinet Routeworks	Tunnel	Pedestrian Access Point	Platform	Water	Mast
Proposed Fibre & Civils Elements are shown in RED										
Proposed Copper Elements are shown in BLUE										
Proposed Screening Elements are shown in MAGENTA										
All Recoveries are shown in GREEN										
All Existing Elements are shown in BLACK										
Existing Fibre Cable										
Existing Copper Cable										
Existing Screen Cable										

<p>Unit 4 Apex Park, Wainwright Road, Worcester, Worcestershire, WR4 9FN. Tel: 01905 756000</p>		<table border="1"> <tr><td>Designed</td><td>Sign.</td><td>Date</td></tr> <tr><td>Drawn</td><td>Dominique Andres</td><td>19/01/2011</td></tr> <tr><td>Checked</td><td>Joe Winter</td><td>19/01/2011</td></tr> <tr><td>Approved</td><td>Chris Tappenden</td><td>19/01/2011</td></tr> </table>		Designed	Sign.	Date	Drawn	Dominique Andres	19/01/2011	Checked	Joe Winter	19/01/2011	Approved	Chris Tappenden	19/01/2011	
Designed	Sign.	Date														
Drawn	Dominique Andres	19/01/2011														
Checked	Joe Winter	19/01/2011														
Approved	Chris Tappenden	19/01/2011														
<p>Status: Design</p>		<p>Project: FTN/GSM-R Project Stage 2 Design</p>														
<p>Drawing Title: Beaulieu Road Station (1125) to Brockenhurst (6139)</p>		<p>Alternative Reference: See Layout Tab 841 x 297 Sheet 2</p>		<p>Sheet: 4 of 7</p>												
<p>Scale(s): NTS</p>		<p>Drawing Number: NTPO\SLD\1125\6139\001</p>														
<p>Rev: A, Date: 19/01/11, Description of Revisions: Redrafted from NTPOSLD11246139001A.dwg & NTPOSLD11241125001A.dwg</p>		<p>ELR & Mileage: BML2</p>		<p>Revision: A</p>												



Legend

Cabinet and Verts	Copper Joint	Trough Duct Cable Tray	Signal Box	FTN Core Node	Screen Joint Routeworks	Overbridge	Signal	Engineer's Line Reference	Crossing	GAS — GAS — Gas Line
Cabinet with Regenerator and Verts	Fibre Joint	Cable - Type Identified by FTN Code	Electrical Control Room	Core Node with GSM-R Colocated	Copper Joint Routeworks	Underbridge	Vehicle Access Point	Mile Post	Gantry	HV — HV — HV Cable
KEY	Screening Conductor Joint with/without Earth	Status - as per Key Below	Manhole	FTN Access Node	Cabinet Routeworks	Manhole details: Cross-To be used Filled-In use Clear-Empty	Pedestrian Access Point	Platform	SEW — SEW — Sewer	TEL — TEL — Telecoms
Proposed Fibre & Civils Elements are shown in RED		All Existing Elements are shown in BLACK	Mid Length Sheath Gap Fibre	FTN Access Node with GSM-R Colocated	Fibre Joint Routeworks	Tunnel	Earth Farm	Telephone	W — W — Water	Mast
Proposed Copper Elements are shown in BLUE		Existing Fibre Cable	Sheath Gap Copper				Buffer Stop		Copper Blue Fibre Red Screen Green	
Proposed Screening Elements are shown in MAGENTA		Existing Copper Cable								
All Recoveries are shown in GREEN		Existing Screen Cable								

Notes

Contractor(s)

Unit 4 Apex Park, Wainwright Road, Worcester, Worcestershire, WR4 9FN. Tel: 01905 756000

Status: **Design**

Scale(s): NTS

ELR & Mileage: BML2

Designed	Sign.	Date
Drawn	Sign. <i>D. Andres</i>	Date 19/01/2011
Checked	Sign. <i>[Signature]</i>	Date 19/01/2011
Approved	Sign. <i>[Signature]</i>	Date 19/01/2011
Project: FTN/GSM-R Project Stage 2 Design		
Drawing Title: Beaulieu Road Station (1125) to Brockenhurst (6139)		

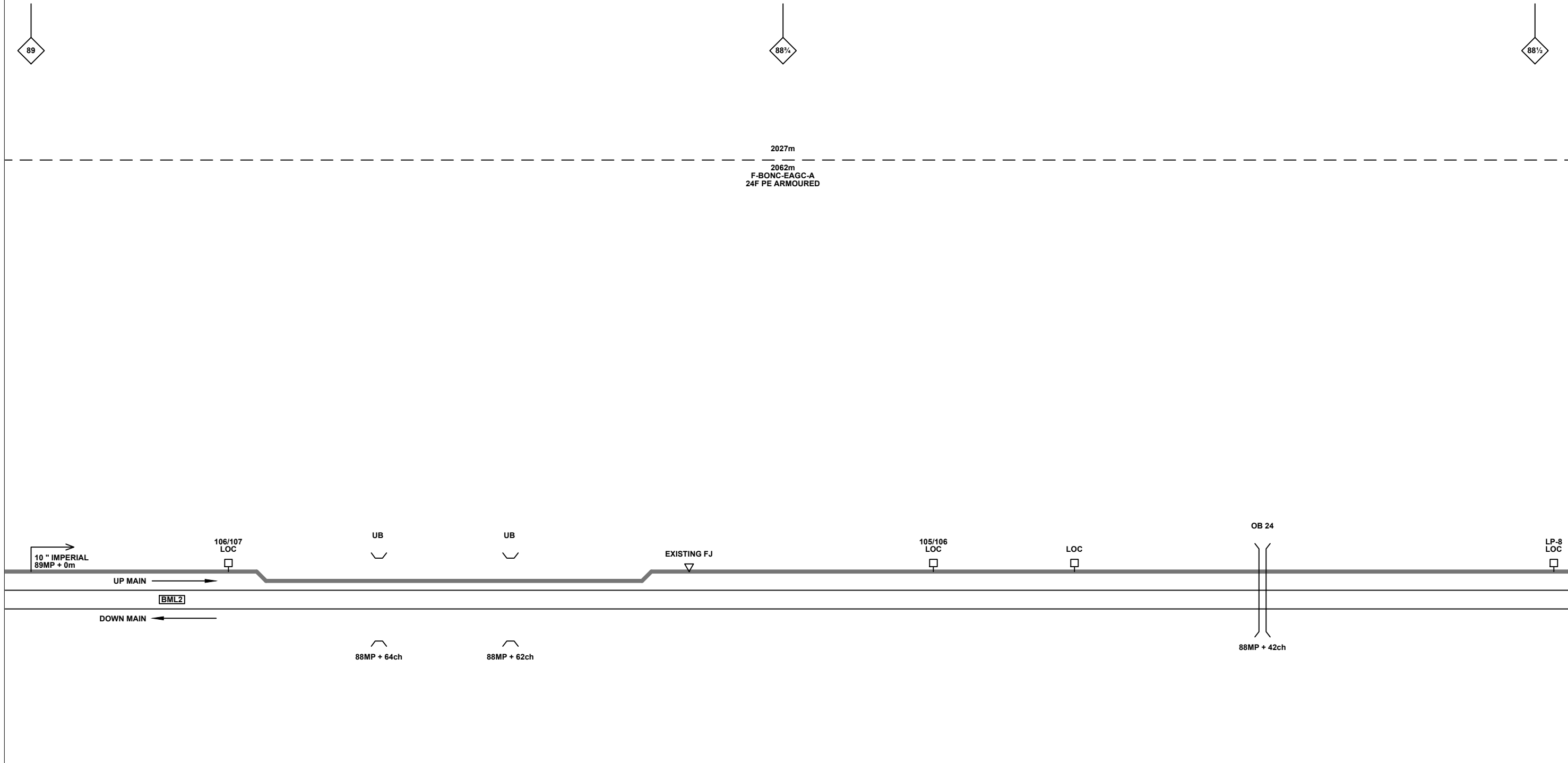
FTN/GSM-R Project
Tournament House
Paddington
London
W2 1HA

Alternative Reference: See Layout Tab 841 x 297 Sheet 3

Drawing Number: NTPO\SLD\1125\6139\001

Sheet: 5 of 7

Revision: A



Legend

Cabinet and Verts	Copper Joint	Trough Duct Cable Tray	Signal Box	FTN Core Node	Screen Joint Routeworks	Overbridge	Signal	Engineer's Line Reference	Crossing	GAS — GAS — Gas Line
Cabinet with Regenerator and Verts	Fibre Joint	Cable - Type Identified by FTN Code	Electrical Control Room	Core Node with GSM-R Colocated	Copper Joint Routeworks	Underbridge	Vehicle Access Point	Mile Post	Gantry	HV — HV — HV Cable
KEY	Screening Conductor Joint with/without Earth	Status - as per Key Below	Manhole	FTN Access Node	Cabinet Routeworks	Manhole details: Cross-To be used Filled-In use Clear-Empty	Pedestrian Access Point	Platform	SEW — SEW — Sewer	LV — LV — LV Cable
Proposed Fibre & Cables Elements are shown in RED		All Existing Elements are shown in BLACK	Mid Length Sheath Gap Fibre	FTN Access Node with GSM-R Colocated	Fibre Joint Routeworks	Tunnel	Earth Farm	Telephone	W — W — Water	Cable Pull
Proposed Copper Elements are shown in BLUE		Existing Fibre Cable	Sheath Gap Copper				Buffer Stop		Mast	
Proposed Screening Elements are shown in MAGENTA		Existing Copper Cable								
All Recoveries are shown in GREEN		Existing Screen Cable								

Notes

Contractor(s)



Unit 4 Apex Park, Wainwright Road, Worcester, Worcestershire, WR4 9FN. Tel: 01905 756000

Status: **Design**

Scale(s): NTS

ELR & Mileage: BML2

Designed	Sign.	Date
Drawn	Sign. <i>D.Andres</i>	Date 19/01/2011
Checked	Sign. <i>[Signature]</i>	Date 19/01/2011
Approved	Sign. <i>[Signature]</i>	Date 19/01/2011
Project		
FTN/GSM-R Project Stage 2 Design		
Drawing Title		
Beaulieu Road Station (1125) to Brockenhurst (6139)		



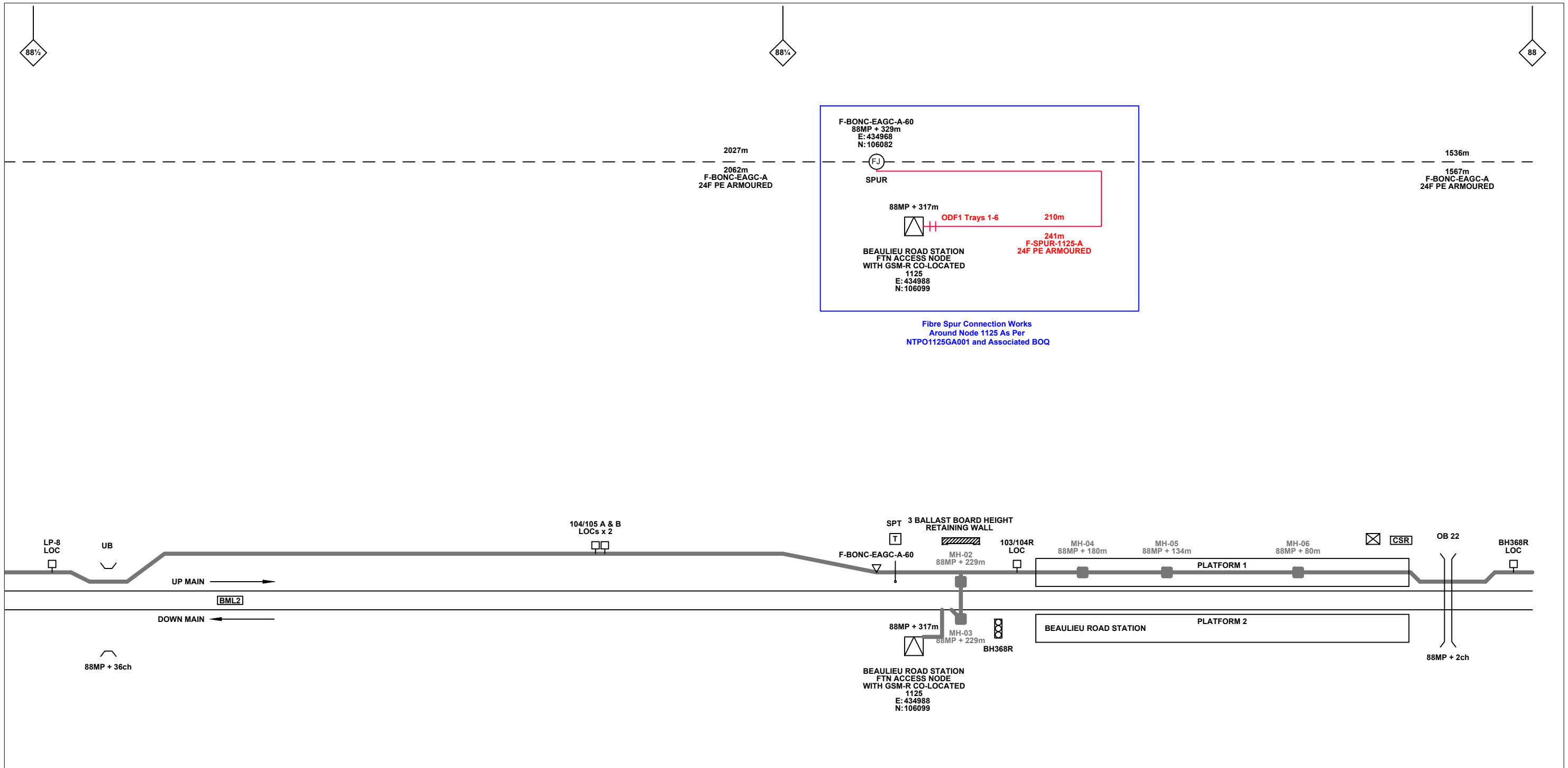
FTN/GSM-R Project
Tournament House
Paddington
London
W2 1HA

Alternative Reference: See Layout Tab 841 x 297 Sheet 3

Drawing Number: NTPO\SLD\1125\6139\001

Sheet: 6 of 7

Revision: A



Legend

Cabinet and Verts	Copper Joint	Trough Duct Cable Tray	Signal Box	FTN Core Node	Screen Joint Routeworks	Overbridge	Signal	Engineer's Line Reference	Crossing	GAS — GAS — Gas Line
Cabinet with Regenerator and Verts	Fibre Joint	Cable - Type Identified by FTN Code	Electrical Control Room	Core Node with GSM-R Colocated	Copper Joint Routeworks	Underbridge	VAP	Mile Post	Gantry	HV — HV — HV Cable
KEY	Screening Conductor Joint with/without Earth	Status - as per Key Below	Manhole	FTN Access Node	Cabinet Routeworks	Manhole details: Cross-To be used Filled-In use Clear-Empty	PAP	Platform	SEW — SEW — Sewer	TEL — TEL — Telecoms
Proposed Fibre & Civils Elements are shown in RED		All Existing Elements are shown in BLACK	Mid Length Sheath Gap Fibre	FTN Access Node with GSM-R Colocated	Fibre Joint Routeworks	Tunnel	Earth Farm	Buffer Stop	W — W — Water	Mast
Proposed Copper Elements are shown in BLUE		Existing Fibre Cable	Sheath Gap Copper						Cable Pull	Copper Blue Fibre Red Screen Green
Proposed Screening Elements are shown in MAGENTA		Existing Copper Cable								
All Recoveries are shown in GREEN		Existing Screen Cable								

Notes

Contractor(s)

Unit 4 Apex Park, Wainwright Road, Worcester, Worcestershire, WR4 9FN. Tel: 01905 756000

Status: **Design**

Scale(s): NTS

ELR & Mileage: BML2

Designed	Sign.	Date
Drawn	Sign. <i>D.Andres</i>	Date 19/01/2011
Checked	Sign. <i>[Signature]</i>	Date 19/01/2011
Approved	Sign. <i>[Signature]</i>	Date 19/01/2011
Project		
FTN/GSM-R Project Stage 2 Design		
Drawing Title		
Beaulieu Road Station (1125) to Brockenhurst (6139)		

FTN/GSM-R Project
Tournament House
Paddington
London
W2 1HA

Alternative Reference: See Layout Tab 841 x 297 Sheet 4

Drawing Number: NTPO\SLD\1125\6139\001

Sheet: 7 of 7

Revision: A