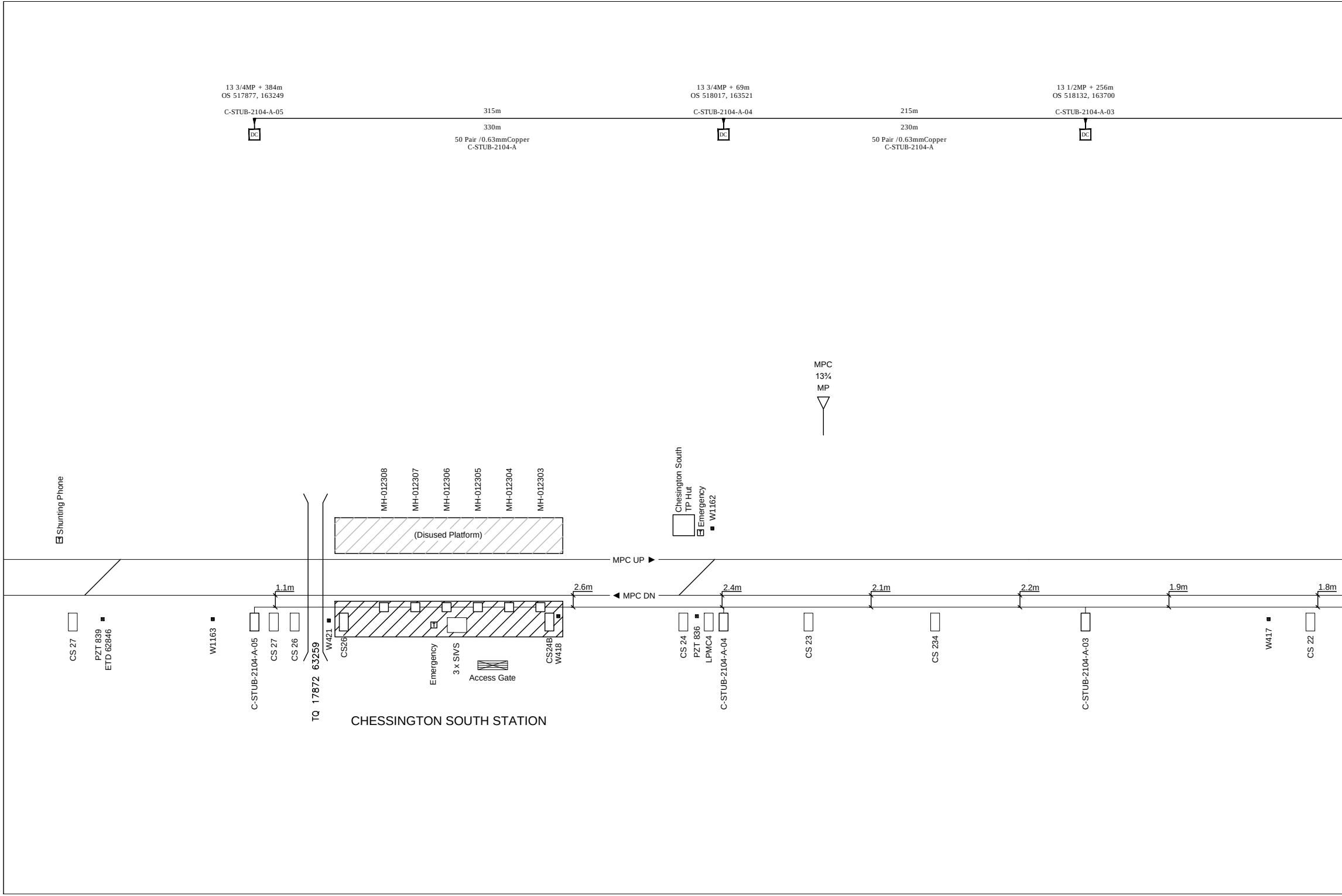
13 3/4MP + 384m
OS 517877, 163249
C-STUB-2104-A-05
315m
330m
50 Pair /0.63mmCopper
C-STUB-2104-A
13 3/4MP + 69m
OS 518017, 163521
C-STUB-2104-A-04
215m
230m
50 Pair /0.63mmCopper
C-STUB-2104-A
13 1/2MP + 256m
OS 518132, 163700
C-STUB-2104-A-03
DC
DC
DC
MPC
13¾
MP
Shunting Phone
MH-012308
MH-012307
MH-012306
MH-012305
MH-012304
MH-012303
(Disused Platform)
Chessington South
TP Hut
Emergency
W1162
MPC UP ▶
◀ MPC DN
1.1m
2.6m
2.4m
2.1m
2.2m
1.9m
1.8m
CS 27
PZT 839
ETD 62846
W1163
C-STUB-2104-A-05
CS 27
CS 26
TQ 17872 63259
W421
CS26
Emergency
3 x SIVS
Access Gate
CS24B
W418
CS 24
PZT 836
LPMC4
C-STUB-2104-A-04
CS 23
CS 234
C-STUB-2104-A-03
W417
CS 22
CHESSINGTON SOUTH STATION

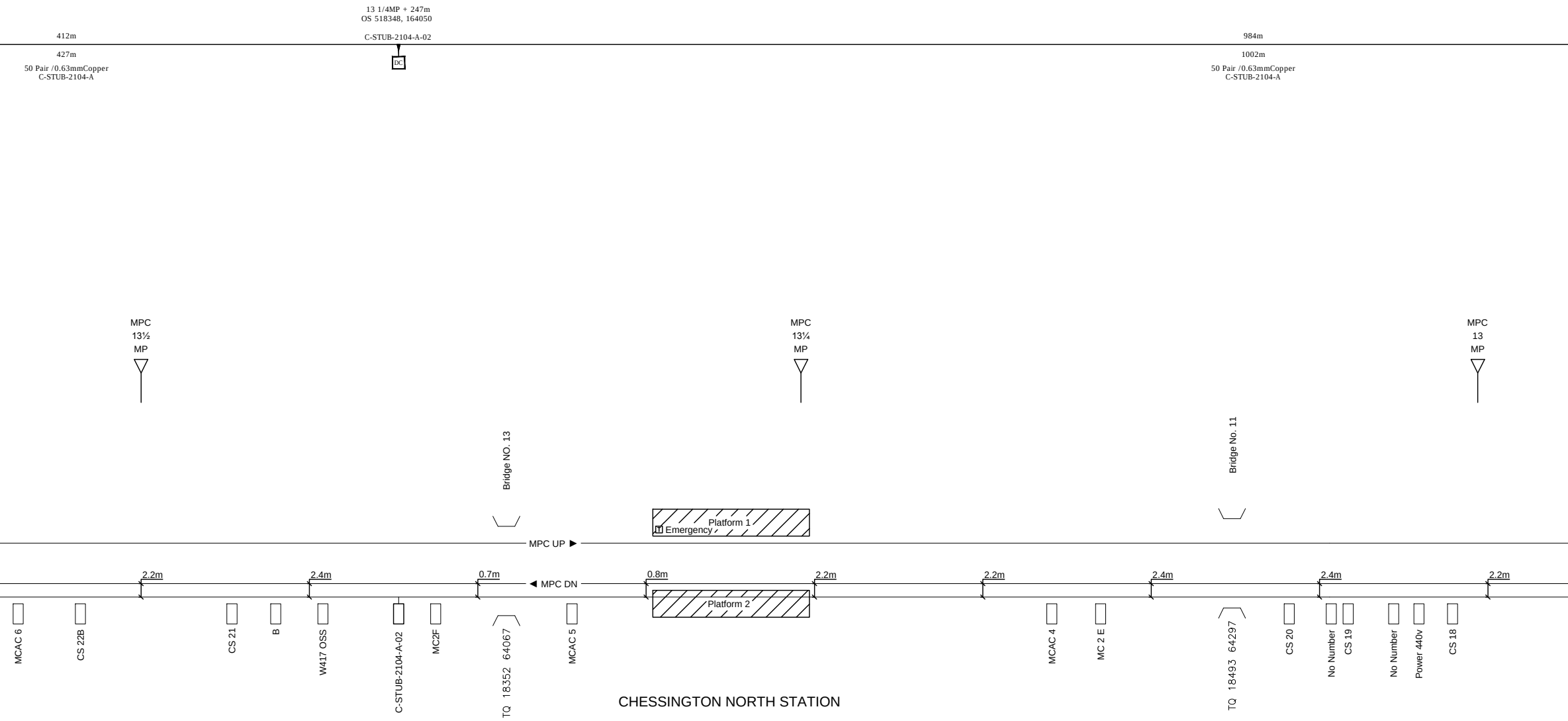
13 1/4MP + 247m
OS 518348, 164050
C-STUB-2104-A-02
DC
412m
427m
50 Pair /0.63mmCopper
C-STUB-2104-A
984m
1002m
50 Pair /0.63mmCopper
C-STUB-2104-A
MPC
13½
MP
MPC
13¼
MP
MPC
13
MP
Bridge NO. 13
Bridge No. 11
Platform 1
Emergency
MPC UP ▶
◀ MPC DN
Platform 2
2.2m
2.4m
0.7m
0.8m
2.2m
2.2m
2.4m
2.4m
2.2m
MCAC 6
CS 22B
CS 21
B
W417 OSS
C-STUB-2104-A-02
MC2F
TQ 18352 64067
MCAC 5
MCAC 4
MC 2 E
TQ 18493 64297
CS 20
No Number
CS 19
No Number
Power 440v
CS 18
CHESSINGTON NORTH STATION

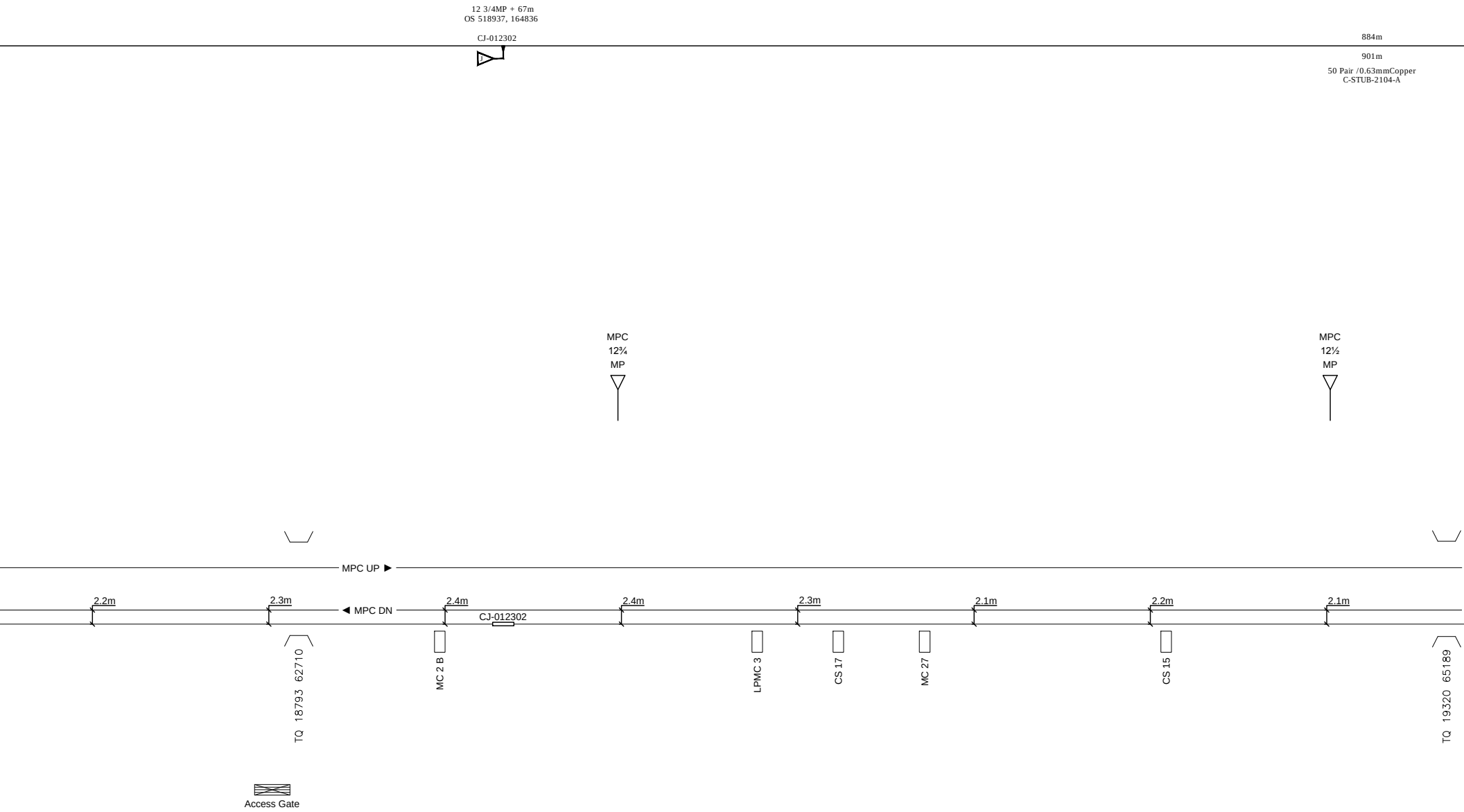
12 3/4MP + 67m
OS 518937, 164836
CJ-012302
884m
901m
50 Pair /0.63mmCopper
C-STUB-2104-A
MPC
12¾
MP
MPC
12½
MP
MPC UP ►
◄ MPC DN
2.2m
2.3m
2.4m
2.4m
2.3m
2.1m
2.2m
2.1m
CJ-012302
TQ 18793 62710
MC 2 B
LPMC 3
CS 17
MC 27
CS 15
TQ 19320 65189
Access Gate

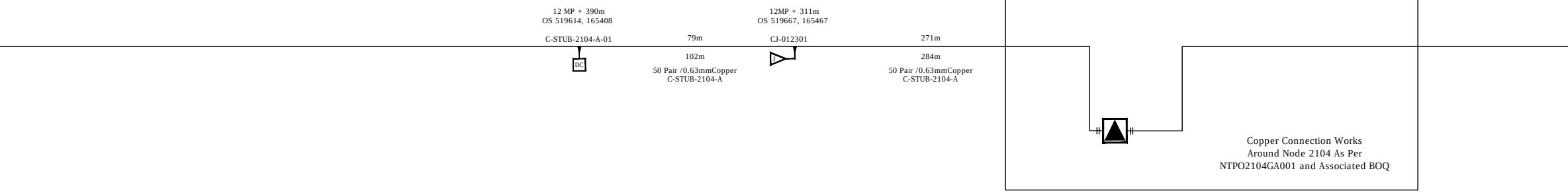
12 MP + 390m
OS 519614, 165408
C-STUB-2104-A-01
DC
79m
102m
50 Pair /0.63mmCopper
C-STUB-2104-A
12MP + 311m
OS 519667, 165467
CJ-012301
271m
284m
50 Pair /0.63mmCopper
C-STUB-2104-A

Copper Connection Works
Around Node 2104 As Per
NTPO2104GA001 and Associated BOQ

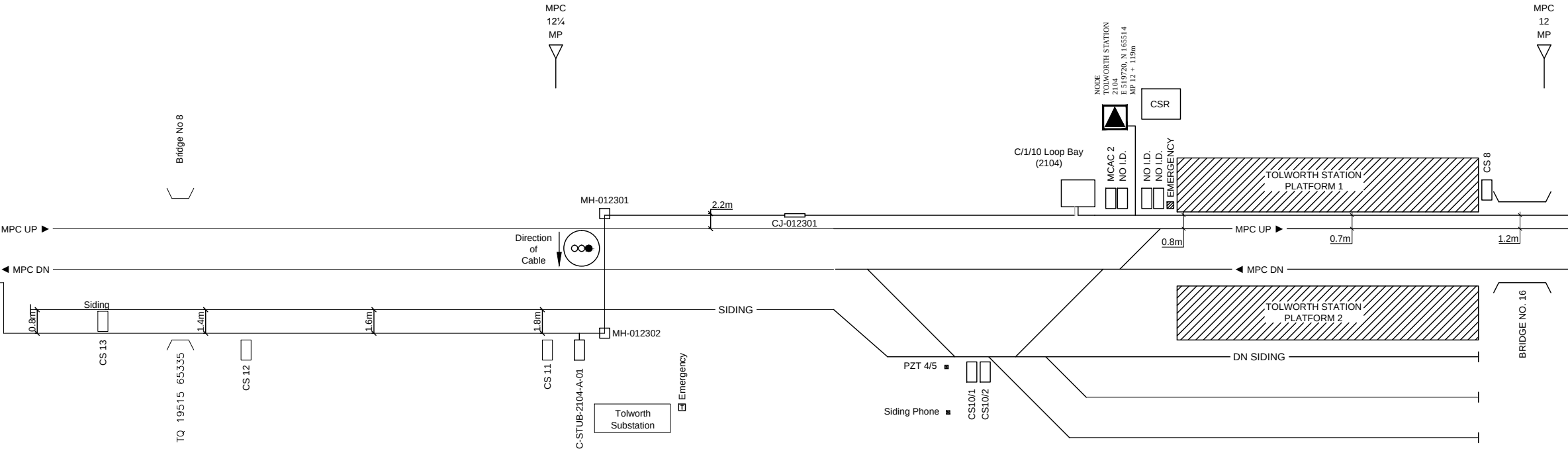
MPC
12¼
MP
MPC
12
MP
Bridge No 8
NODE
TOLWORTH STATION
2104
E 519720, N 165514
MP 12 + 119m
CSR
C/1/10 Loop Bay
(2104)
MCAC 2
NO I.D.
NO I.D.
NO I.D.
EMERGENCY
TOLWORTH STATION
PLATFORM 1
CS 8
MH-012301
2.2m
CJ-012301
MPC UP ▶
MPC UP ▶
0.8m
0.7m
1.2m
Direction
of
Cable
◀ MPC DN
◀ MPC DN
TOLWORTH STATION
PLATFORM 2
BRIDGE NO. 16
Siding
0.8m
1.4m
1.6m
1.8m
SIDING
MH-012302
CS 13
TQ 19515 65335
CS 12
CS 11
C-STUB-2104-A-01
Emergency
Tolworth
Substation
PZT 4/5
Siding Phone
CS10/1
CS10/2
DN SIDING

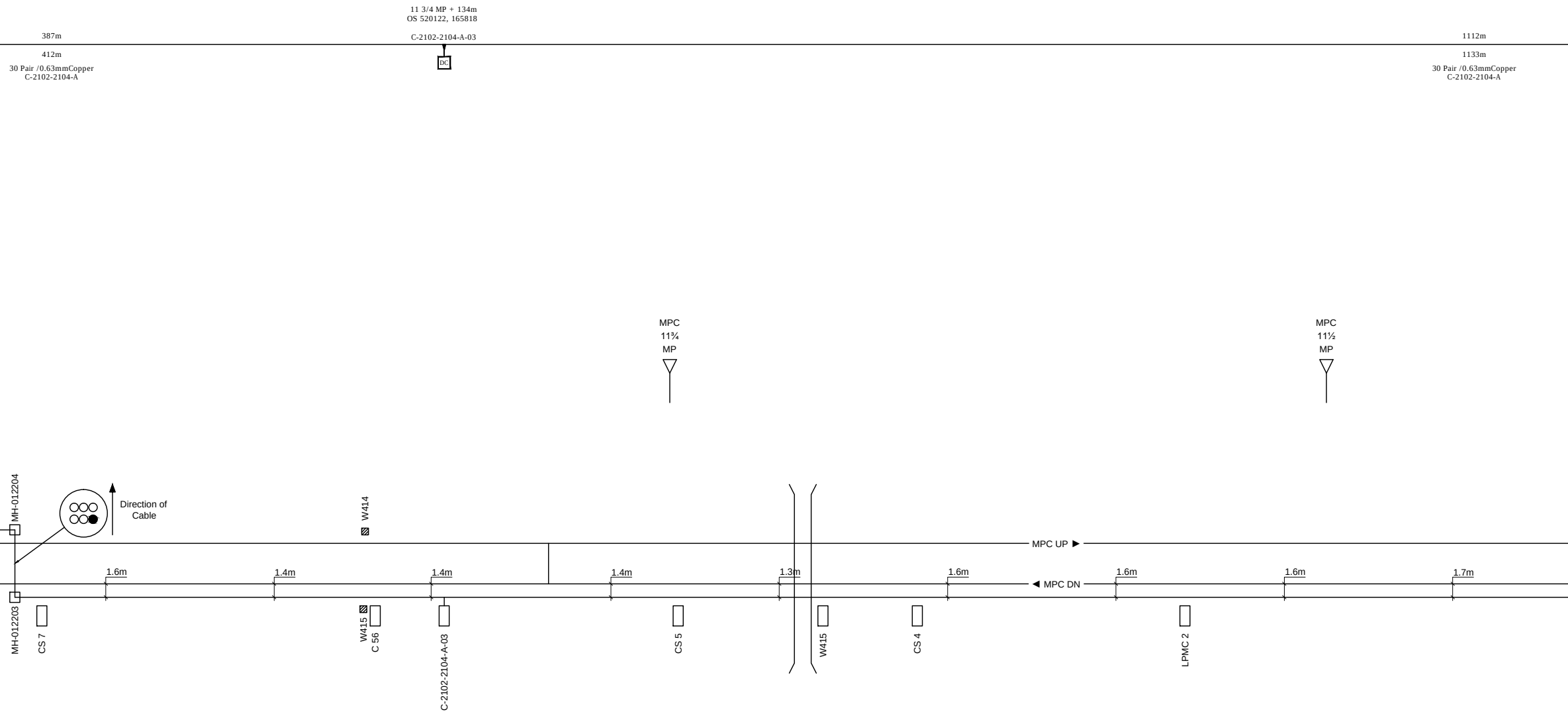
11 3/4 MP + 134m
OS 520122, 165818
C-2102-2104-A-03
387m
412m
30 Pair /0.63mmCopper
C-2102-2104-A
DC
1112m
1133m
30 Pair /0.63mmCopper
C-2102-2104-A
MPC
11¾
MP
MPC
11½
MP
MH-012204
Direction of
Cable
W414
MPC UP ▶
1.6m
1.4m
1.4m
1.4m
1.3m
1.6m
◀ MPC DN
1.6m
1.6m
1.7m
MH-012203
CS 7
W415
C 56
C-2102-2104-A-03
CS 5
W415
CS 4
LPMC 2

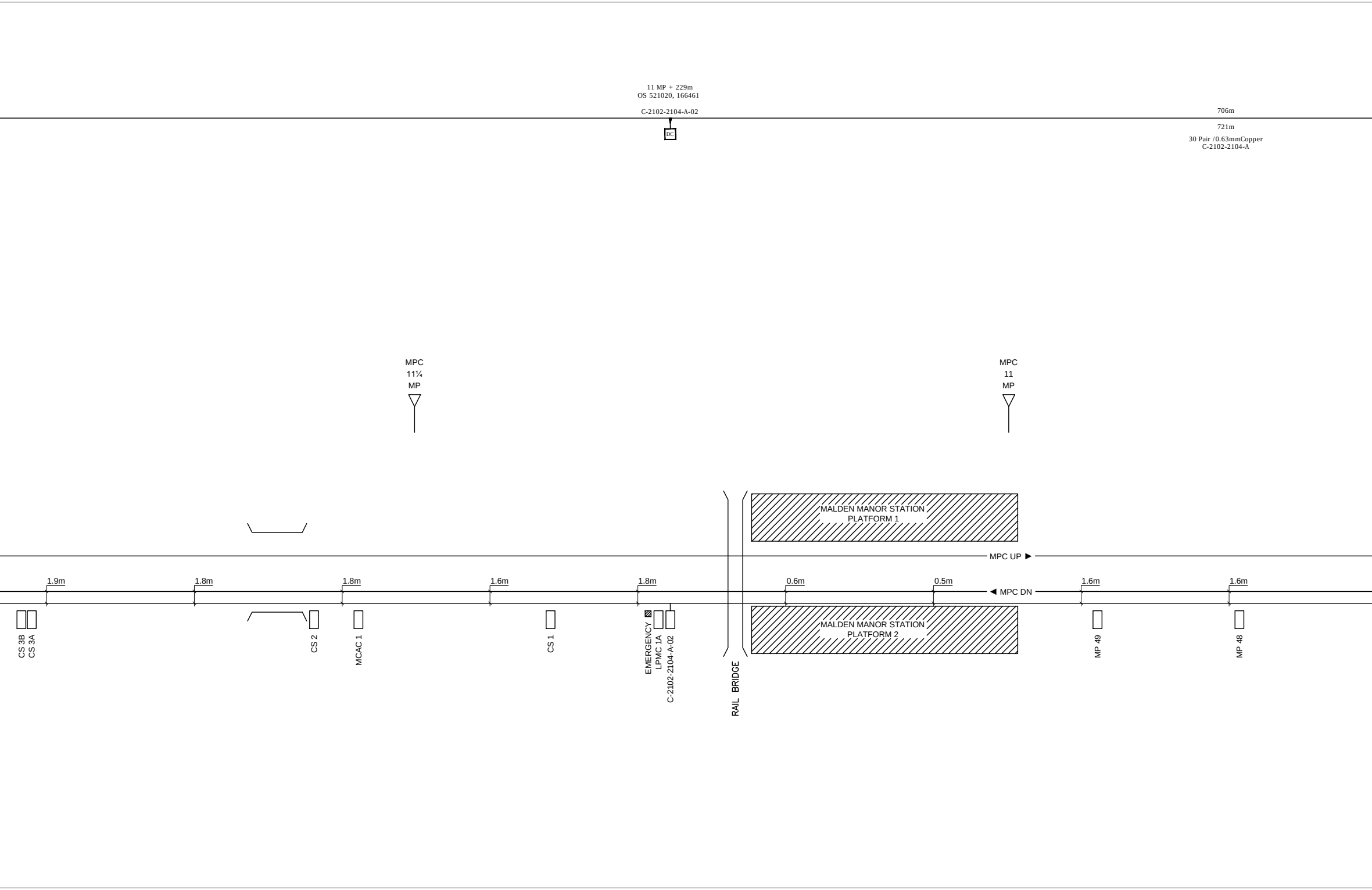
11 MP + 229m
OS 521020, 166461
C-2102-2104-A-02
DC
706m
721m
30 Pair /0.63mmCopper
C-2102-2104-A
MPC
11¼
MP
MPC
11
MP
MALDEN MANOR STATION
PLATFORM 1
MPC UP ►
◄ MPC DN
1.9m
1.8m
1.8m
1.6m
1.8m
0.6m
0.5m
1.6m
1.6m
MALDEN MANOR STATION
PLATFORM 2
CS 3B
CS 3A
CS 2
MCAC 1
CS 1
EMERGENCY
LPMC 1A
C-2102-2104-A-02
RAIL BRIDGE
MP 49
MP 48

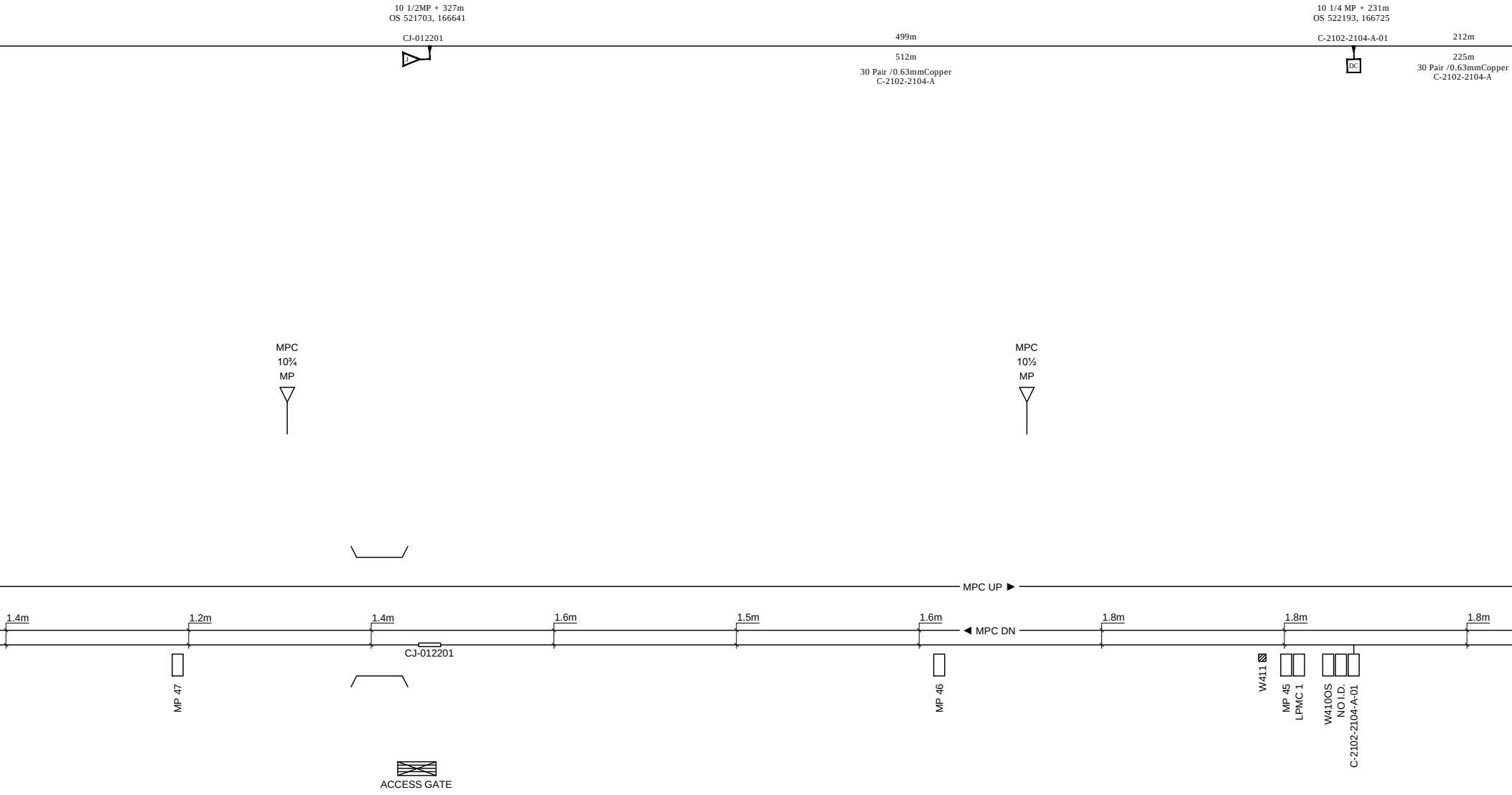
10 1/2MP + 327m
OS 521703, 166641
CJ-012201
499m
512m
30 Pair /0.63mmCopper
C-2102-2104-A
10 1/4 MP + 231m
OS 522193, 166725
C-2102-2104-A-01
DC
212m
225m
30 Pair /0.63mmCopper
C-2102-2104-A
MPC
10¾
MP
MPC
10½
MP
MPC UP ▶
◀ MPC DN
1.4m
1.2m
1.4m
1.6m
1.5m
1.6m
1.8m
1.8m
1.8m
CJ-012201
MP 47
MP 46
W411
MP 45
LPMC 1
W410OS
NO I.D.
C-2102-2104-A-01
ACCESS GATE

Linbrooke
Total Network Solutions

STAGE 2 DESIGN

Network Rail

LEGEND:

───	Copper cable route	─□─	Manhole	☒	PZT
───	Fibre cable route	┐	Fibre joint	▨	SPT
▯	New distribution cabinet	▭	Copper joint	☒	Access gate
▯	Existing distribution cabinet	⧉	Loop bay	⊘	Fibre optic cable drum

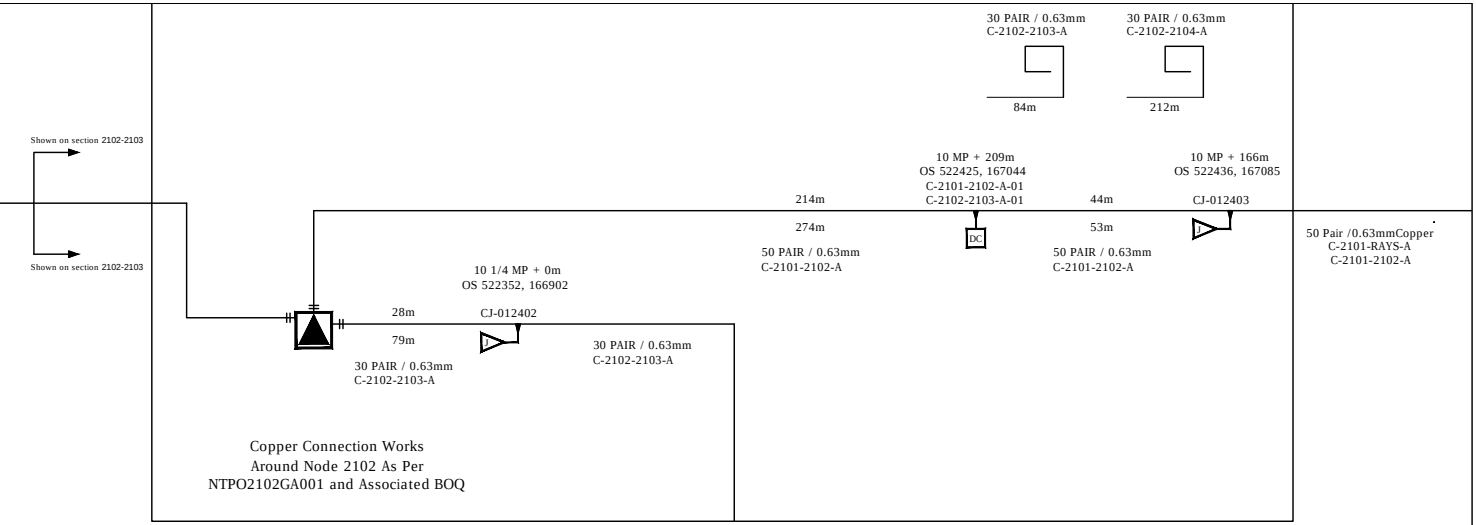
30 PAIR / 0.63mm
C-2102-2103-A
84m
30 PAIR / 0.63mm
C-2102-2104-A
212m
Shown on section 2102-2103
Shown on section 2102-2103
10 MP + 209m
OS 522425, 167044
C-2101-2102-A-01
C-2102-2103-A-01
DC
10 MP + 166m
OS 522436, 167085
CJ-012403
J
214m
274m
44m
53m
50 PAIR / 0.63mm
C-2101-2102-A
50 PAIR / 0.63mm
C-2101-2102-A
50 Pair /0.63mmCopper
C-2101-RAYS-A
C-2101-2102-A
10 1/4 MP + 0m
OS 522352, 166902
28m
79m
CJ-012402
J
30 PAIR / 0.63mm
C-2102-2103-A
30 PAIR / 0.63mm
C-2102-2103-A
Copper Connection Works
Around Node 2102 As Per
NTPO2102GA001 and Associated BOQ

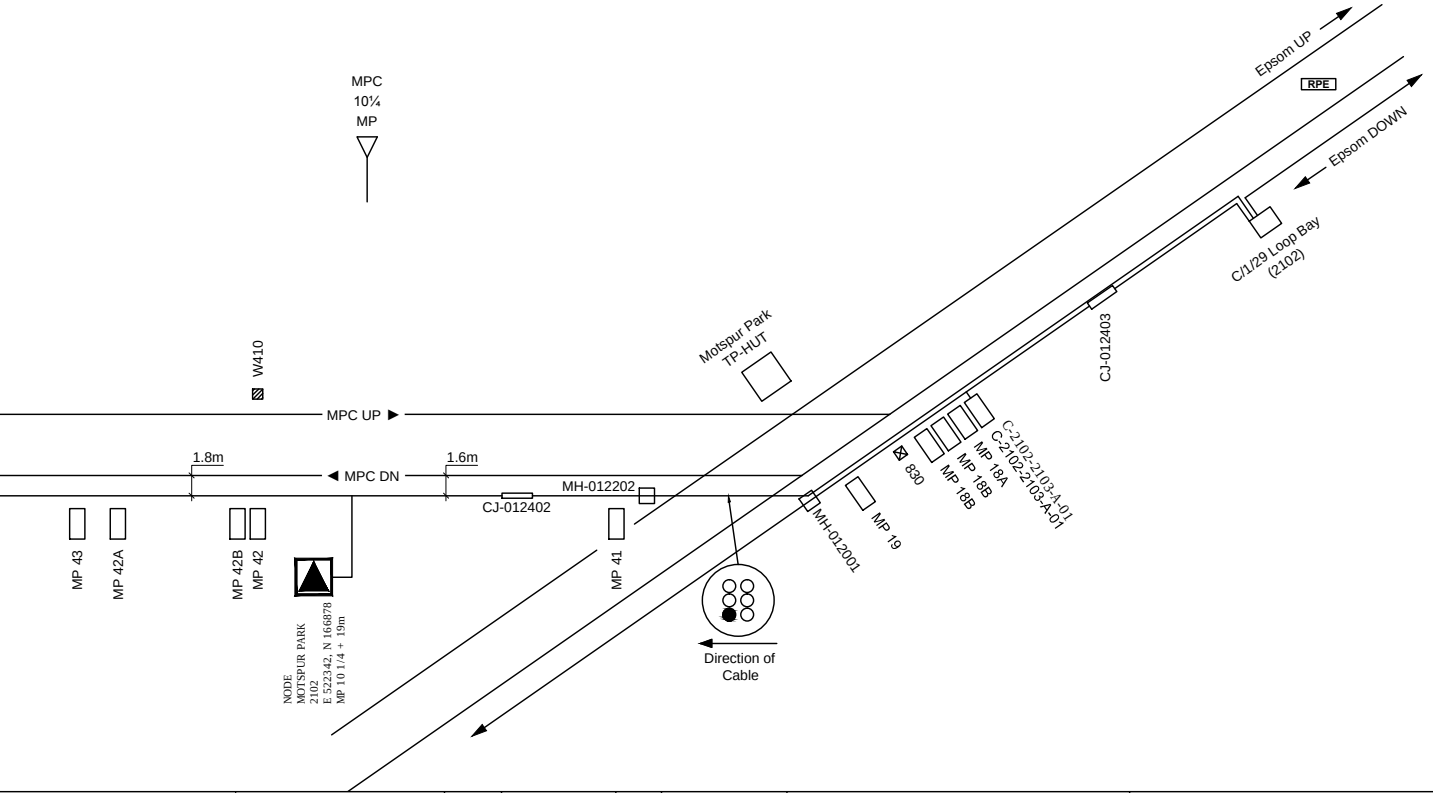
MPC
10¼
MP
Epsom UP
RPE
Epsom DOWN
C/1/29 Loop Bay
(2102)
CJ-012403
Motspur Park
TP-HUT
W410
MPC UP ▶
1.8m
1.6m
◀ MPC DN
MH-012202
CJ-012402
C-2102-2103-A-01
C-2102-2103-A-01
MP 18A
MP 18B
MP 18B
830
MP 19
MH-012001
MP 43
MP 42A
MP 42B
MP 42
MP 41
NODE
MOTSPUR PARK
2102
E 522342, N 166878
MP 10 1/4 + 19m
Direction of
Cable

Copper
cable drum

REVISIONS
ISSUE C DATE 12/09/12
DESIGN DRAWN RM
CHECK JH APPR IA
To As Built

DESIGN		DATE	
CHECKED	JW	DATE	01/09/10
DRAWN	AB	DATE	01/09/10
FILENAME	NTPOSLD21022104001C		
ELR	MPC	SIZE	A0
SCALE	N.T.S.	ISSUED	

DRAWING TITLE

FTN/GSM-R PROJECT
STAGE 2 DESIGN
MOTSPUR PARK (2102)
To
TOLWORTH STATION (2104)

SHEET NO. 1 of 1

Version A - Redrafted for Stage 2 Design. Dwg was previously 2102-2104 FTN001_01440_DRAB_0001 Rev C
Version B - Amends As Per NWR Design Review
REVISION C - AS BUILT

APP.
BY

DRG. NO. NTPO/SLD/2102/2104/001
ISSUE C