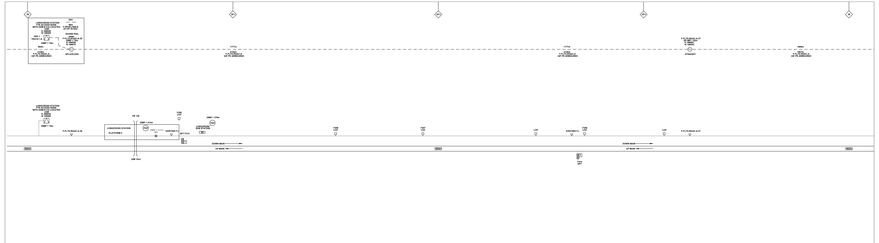
UNDERGROUND ELECTRICAL SERVICE
UNDERGROUND ELECTRICAL SERVICE
UNDERGROUND ELECTRICAL SERVICE

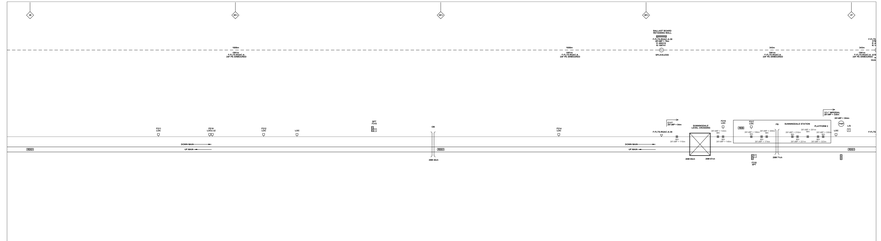
BALLAST WALL
ELEVATION
ELEVATION
ELEVATION

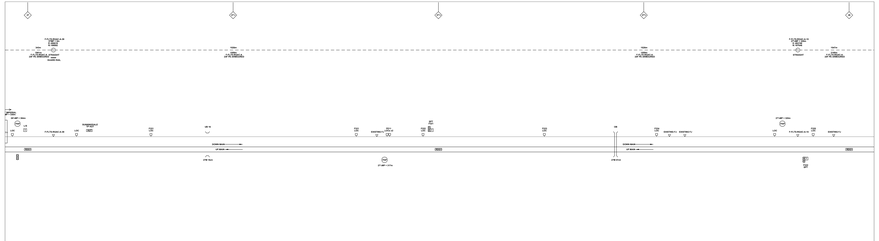
Key
Change Over Point
Point Operating Equipment
Track Joint
Insulated Joint
Insulated Joint Operating Equipment
Track Circuit Interrupter
Track Circuit Interrupter Operating Equipment
Point Operating Equipment Operating Equipment
Point Operating Equipment Operating Equipment Operating Equipment
Point Operating Equipment Operating Equipment Operating Equipment Operating Equipment
Point Operating Equipment Operating Equipment Operating Equipment Operating Equipment Operating Equipment
Point Operating Equipment Operating Equipment Operating Equipment Operating Equipment Operating Equipment Operating Equipment
Point Operating Equipment Operating Equipment Operating Equipment Operating Equipment Operating Equipment Operating Equipment Operating Equipment
Point Operating Equipment Operating Equipment Operating Equipment Operating Equipment Operating Equipment Operating Equipment Operating Equipment Operating Equipment
Point Operating Equipment Operating Equipment Operating Equipment Operating Equipment Operating Equipment Operating Equipment Operating Equipment Operating Equipment Operating Equipment
Point Operating Equipment Operating Equipment Operating Equipment Operating Equipment Operating Equipment Operating Equipment Operating Equipment Operating Equipment Operating Equipment Operating Equipment
Point Operating Equipment Operating Equipment Operating Equipment Operating Equipment Operating Equipment Operating Equipment Operating Equipment Operating Equipment Operating Equipment Operating Equipment Operating Equipment
Point Operating Equipment Operating Equipment Operating Equipment Operating Equipment Operating Equipment Operating Equipment Operating Equipment Operating Equipment Operating Equipment Operating Equipment Operating Equipment Operating Equipment
Point Operating Equipment Operating Equipment Operating Equipment Operating Equipment Operating Equipment Operating Equipment Operating Equipment Operating Equipment Operating Equipment Operating Equipment Operating Equipment Operating Equipment Operating Equipment
Point Operating Equipment Operating Equipment Operating Equipment Operating Equipment Operating Equipment Operating Equipment Operating Equipment Operating Equipment Operating Equipment Operating Equipment Operating Equipment Operating Equipment Operating Equipment Operating Equipment
Point Operating Equipment Operating Equipment Operating Equipment Operating Equipment Operating Equipment Operating Equipment Operating Equipment Operating Equipment Operating Equipment Operating Equipment Operating Equipment Operating Equipment Operating Equipment Operating Equipment Operating Equipment
Point Operating Equipment Operating Equipment Operating Equipment Operating Equipment Operating Equipment Operating Equipment Operating Equipment Operating Equipment Operating Equipment Operating Equipment Operating Equipment Operating Equipment Operating Equipment Operating Equipment Operating Equipment Operating Equipment
Point Operating Equipment Operating Equipment Operating Equipment Operating Equipment Operating Equipment Operating Equipment Operating Equipment Operating Equipment Operating Equipment Operating Equipment Operating Equipment Operating Equipment Operating Equipment Operating Equipment Operating Equipment Operating Equipment Operating Equipment
Point Operating Equipment

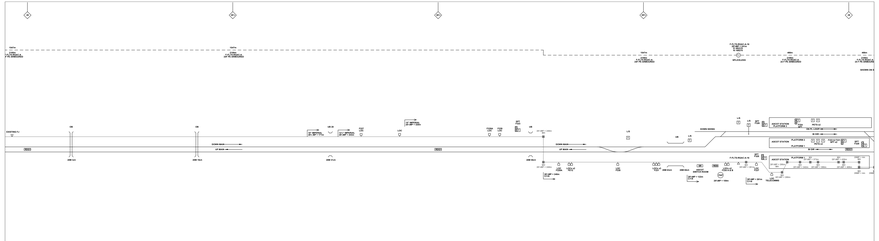

Legend

Overhead Line Equipment Structure
Overhead Line Equipment Structure Cantilever
Track joint
Rail joint
Insulating Insulated Rail Joint
Track Circuit Interrupter
Track Circuit Interrupter Cantilever
Point Machine
Point Machine Cantilever
Point Machine Cantilever Double
Point Machine Double
Point Machine Double Cantilever
Point Machine Double Cantilever Double
Point Machine Double Double
Point Machine Double Double Cantilever
Point Machine Double Double Cantilever Double
Point Machine Double Double Double
Point Machine Double Double Double Cantilever
Point Machine Double Double Double Cantilever Double
Point Machine Double Double Double Double
Point Machine Double Double Double Double Cantilever
Point Machine Double Double Double Double Cantilever Double
Point Machine Double Double Double Double Double
Point Machine Double Double Double Double Double Cantilever
Point Machine Double Double Double Double Double Cantilever Double
Point Machine Double Double Double Double Double Double
Point Machine Double Double Double Double Double Double Cantilever
Point Machine Double Double Double Double Double Double Cantilever Double
Point Machine Double Double Double Double Double Double Double
Point Machine Double Double Double Double Double Double Double Cantilever
Point Machine Double Double Double Double Double Double Double Cantilever Double
Point Machine Double Double Double Double Double Double Double Double
Point Machine Double Double Double Double Double Double Double Double Cantilever
Point Machine Double Double Double Double Double Double Double Double Cantilever Double
Point Machine Double Double Double Double Double Double Double Double Double
Point Machine Double Double Double Double Double Double Double Double Double Cantilever
Point Machine Double Double Double Double Double Double Double Double Double Cantilever Double
Point Machine Double Double Double Double Double Double Double Double Double Double
Point Machine Double Double Double Double Double Double Double Double Double Double Cantilever
Point Machine Double Double Double Double Double Double Double Double Double Double Cantilever Double
Point Machine Double Double Double Double Double Double Double Double Double Double Double
Point Machine Double Double Double Double Double Double Double Double Double Double Double Cantilever
Point Machine Double Double Double Double Double Double Double Double Double Double Double Cantilever Double
Point Machine Double Double Double Double Double Double Double Double Double Double Double Double
Point Machine Double Double Double Double Double Double Double Double Double Double Double Double Cantilever
Point Machine Double Double Double Double Double Double Double Double Double Double Double Double Cantilever Double
Point Machine Double Double Double Double Double Double Double Double Double Double Double Double Double
Point Machine Double Double Double Double Double Double Double Double Double Double Double Double Double Cantilever
Point Machine Double Double Double Double Double Double Double Double Double Double Double Double Double Cantilever Double
Point Machine Double Double Double Double Double Double Double Double Double Double Double Double Double Double
Point Machine Double Double Double Double Double Double Double Double Double Double Double Double Double Double Cantilever
Point Machine Double Double Double Double Double Double Double Double Double Double Double Double Double Double Cantilever Double
Point Machine Double Double Double Double Double Double Double Double Double Double Double Double Double Double Double
Point Machine Double Double Double Double Double Double Double Double Double Double Double Double Double Double Double Cantilever
Point Machine Double Double Double Double Double Double Double Double Double Double Double Double Double Double Double Cantilever Double
Point Machine Double Double Double Double Double Double Double Double Double Double Double Double Double Double Double Double
Point Machine Double Double Double Double Double Double Double Double Double Double Double Double Double Double Double Double Cantilever
Point Machine Double Double Double Double Double Double Double Double Double Double Double Double Double Double Double Double Cantilever Double
Point Machine Double Double Double Double Double Double Double Double Double Double Double Double Double Double Double Double Double
Point Machine Double Double Double Double Double Double Double Double Double Double Double Double Double Double Double Double Double Cantilever
Point Machine Double Double Double Double Double Double Double Double Double Double Double Double Double Double Double Double Double Cantilever Double
Point Machine Double Double Double Double Double Double Double Double Double Double Double Double Double Double Double Double Double Double
Point Machine Double Double Double Double Double Double Double Double Double Double Double Double Double Double Double Double Double Double Cantilever
Point Machine Double Double Double Double Double Double Double Double Double Double Double Double Double Double Double Double Double Double Cantilever Double
Point Machine Double Double Double Double Double Double Double Double Double Double Double Double Double Double Double Double Double Double Double
Point Machine Double Double Double Double Double Double Double Double Double Double Double Double Double Double Double Double Double Double Double Cantilever
Point Machine Double Double Double Double Double Double Double Double Double Double Double Double Double Double Double Double Double Double Double Cantilever Double
Point Machine Double
Point Machine Double Cantilever
Point Machine Double Cantilever Double
Point Machine Double
Point Machine Double Cantilever
Point Machine Double Cantilever Double
Point Machine Double
Point Machine Double Cantilever
Point Machine Double Cantilever Double
Point Machine Double
Point Machine Double Cantilever
Point Machine Double Cantilever Double
Point Machine Double
Point Machine Double Cantilever
Point Machine Double Cantilever Double
Point Machine Double
Point Machine Double Cantilever
Point Machine Double Cantilever Double
Point Machine Double
Point Machine Double Cantilever
Point Machine Double Cantilever Double
Point Machine Double
Point Machine Double Cantilever
Point Machine Double Cantilever Double
Point Machine Double
Point Machine Double Cantilever
Point Machine Double Cantilever Double
Point Machine Double
Point Machine Double Cantilever
Point Machine Double Cantilever Double
Point Machine Double
Point Machine Double Cantilever
Point Machine Double

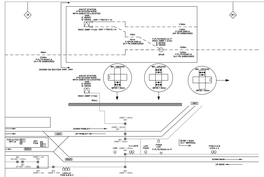
EXISTING
DOWN
PLATFORM
EXISTING
UP
PLATFORM

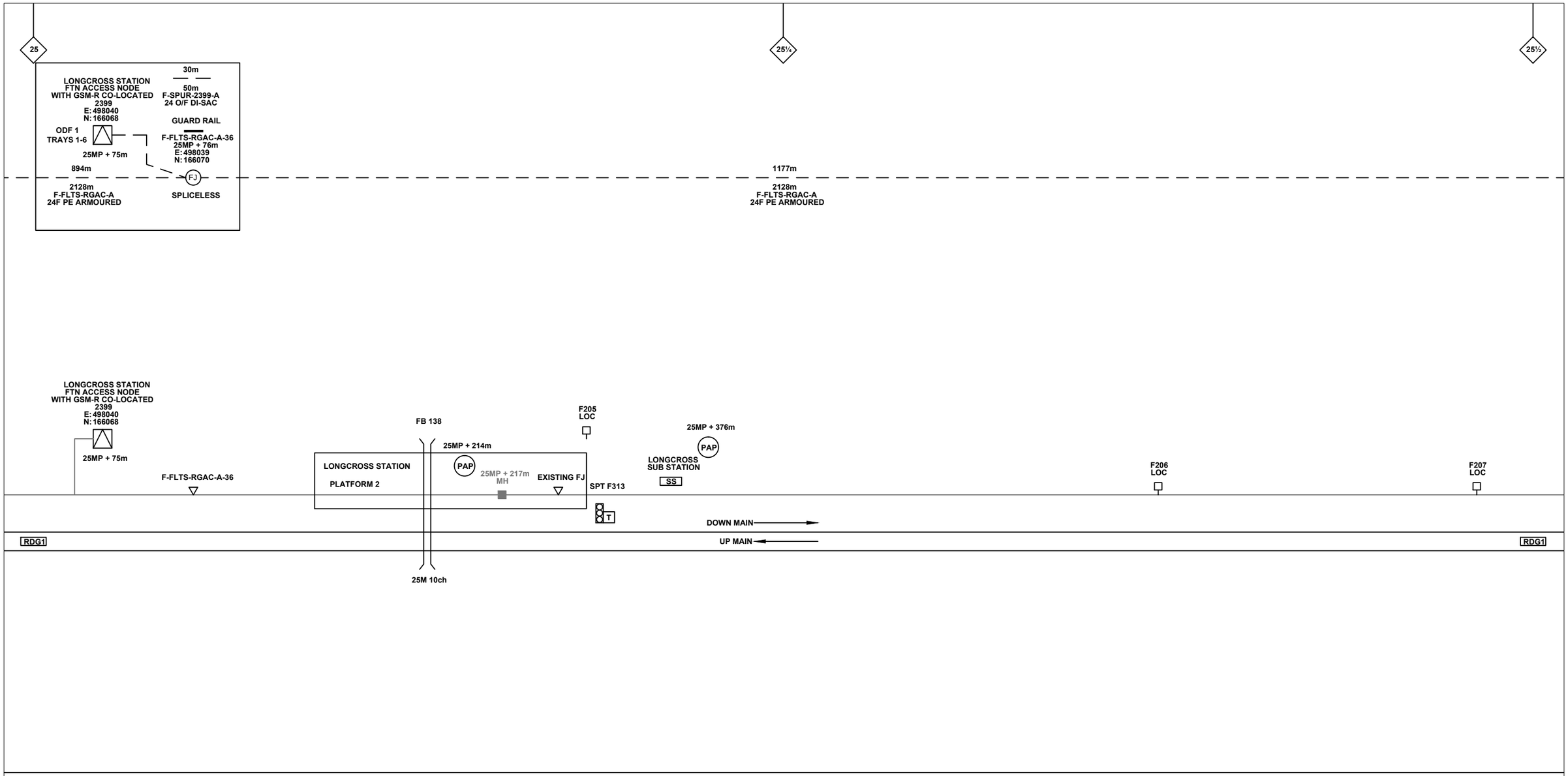

Legend

Cabinet and Verts

Cabinet with Regenerator and Verts

Copper Joint

Fibre Joint

Screening Conductor Joint with/without Earth

1988m

2034m
F-DIDC-RGAC-A

Trough Duct Cable Tray

Cable – Type Identified by FTN Code
Status – as per Key Below

Signal Box

Electrical Control Room

Manhole

Mid Length Sheath Gap Fibre

Sheath Gap Copper

FTN Core Node

Core Node with GSM-R Colocated

FTN Access Node

FTN Access Node with GSM-R Colocated

Screen Joint Routeworks

Copper Joint Routeworks

Cabinet Routeworks

Fibre Joint Routeworks

Manhole details: Cross–To be used Filled–In use Clear–Empty

Tunnel

Overbridge

Underbridge

Signal

Vehicle Access Point

Pedestrian Access Point

Engineer's Line Reference

Mile Post

Platform

Earth Farm

Buffer Stop

Telephone

Crossing

Gantry

Gas Line
HV Cable
LV Cable
Sewer
Telecoms
Water

Cable Pull

Copper Blue
Fibre Red
Screen Green

Mast

KEY

Proposed Fibre & Civils Elements are shown in RED
Proposed Copper Elements are shown in BLUE
Proposed Screening Elements are shown in MAGENTA
All Recoveries are shown in GREEN

All Existing Elements are shown in BLACK
Existing Fibre Cable
Existing Copper Cable
Existing Screen Cable

Notes

Rev	Date	Description of Revisions	Drawn	Chkd	Appr
C	29/08/12	As Built	JO	JB	PH
B	08/08/12	Stage 2 Design - First Issue	SM	JW	CT
AB1	04/04/11	As-Built	AB	DP	PP
A	10/04/08	NTPOSLD23992400001A	MT	JD	SW

Contractor(s)

Kelly Integrated Transport Services Ltd

ndcconsultants

Unit 4 Apex Park, Wainwright Road, Worcester, Worcestershire, WR4 9FN. Tel: 01905 756000

Designed		Sign.	Date
Drawn	Simon McElroy	Sign.	Date 08/08/2012
Checked	Joe Winter	Sign.	Date 08/08/2012
Approved	Chris Tappenden	Sign.	Date 08/08/2012

Project

FTN/GSM-R Project
Stage 2 As Built

Network Rail

FTN/GSM-R Project
Tournament House
Paddington
London
W2 1HA

Status

As Built

Drawing Title

Longcross Sation (2399) to
Ascot Station (2400)

Alternative Reference

See Layout Tab 841 x 297 Sheet 1

Sheet 1 of 9

Scale(s)

NTS

ELR & Mileage

RDG1

Drawing Number

NTPO\SLD\2399\2400\001

Revision

C

Sheet Size A3 297x420

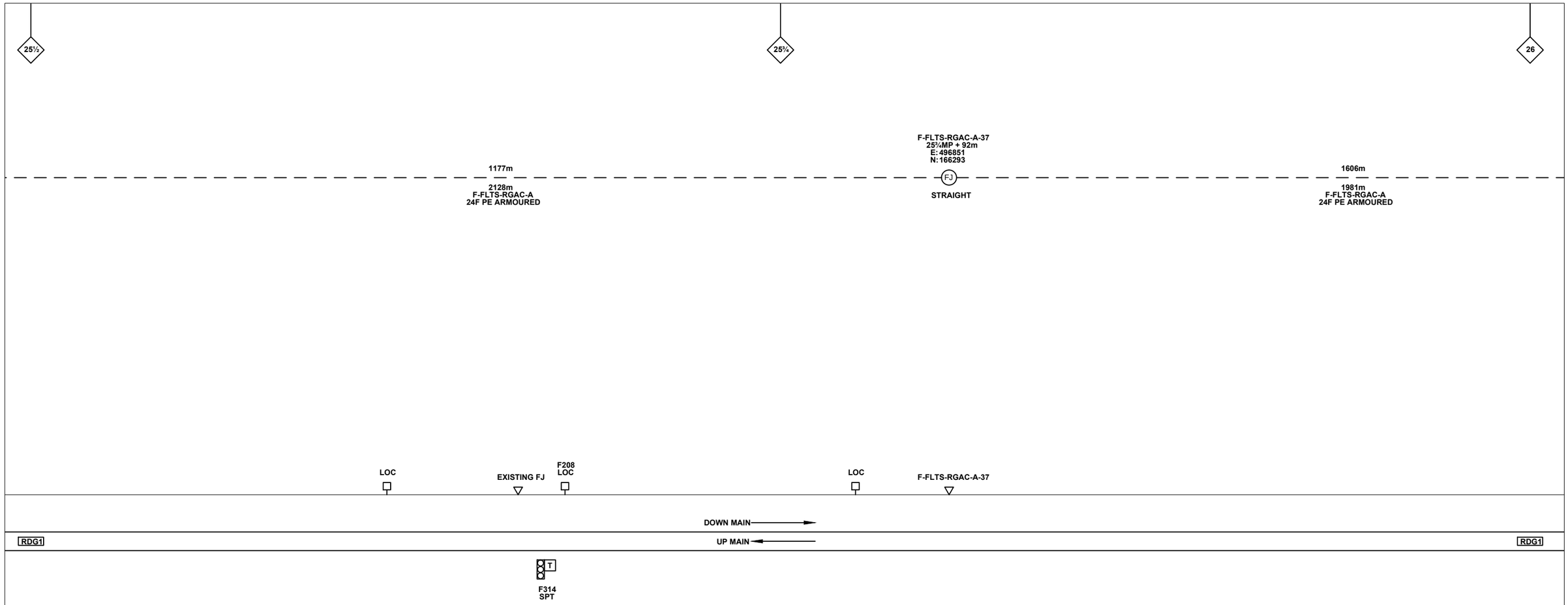

Legend

Cabinet and Verts (DC A B)

Cabinet with Regenerator and Verts (DC A B)

Copper Joint (CJ)

Fibre Joint (FJ)

Screening Conductor Joint with/without Earth (SJ SJ)

1988m / 2034m F–DIDC–RGAC–A

Trough Duct Cable Tray

Cable – Type Identified by FTN Code
Status – as per Key Below

Signal Box (SB)

Electrical Control Room (ECR)

Manhole

Mid Length Sheath Gap Fibre

Sheath Gap Copper

FTN Core Node

Core Node with GSM–R Colocated

FTN Access Node

FTN Access Node with GSM–R Colocated

Screen Joint Routeworks

Copper Joint Routeworks

Cabinet Routeworks

Fibre Joint Routeworks

Manhole details: Cross–To be used, Filled–In use, Clear–Empty

Tunnel

Overbridge

Underbridge

Signal

Vehicle Access Point (VAP)

Pedestrian Access Point (PAP)

Earth Farm

Buffer Stop

Engineer's Line Reference

Mile Post

Platform

Telephone (T)

Crossing

Gantry

Cable Pull

Copper Blue
Fibre Red
Screen Green

Gas Line (GAS)
HV Cable (HV)
LV Cable (LV)
Sewer (SEW)
Telecoms (TEL)
Water (W)

Mast

KEY

Proposed Fibre & Civils Elements are shown in RED
Proposed Copper Elements are shown in BLUE
Proposed Screening Elements are shown in MAGENTA
All Recoveries are shown in GREEN

All Existing Elements are shown in BLACK
Existing Fibre Cable
Existing Copper Cable
Existing Screen Cable

Notes

Rev	Date	Description of Revisions	Drawn	Chkd	Appr
C	29/08/12	As Built	JO	JB	PH
B	08/08/12	Stage 2 Design - First Issue	SM	JW	CT
AB1	04/04/11	As-Built	AB	DP	PP
A	10/04/08	NTPOSLD23992400001A	MT	JD	SW

Contractor(s)

Kelly Integrated Transport Services Ltd

ndcconsultants

Unit 4 Apex Park, Wainwright Road, Worcester, Worcestershire, WR4 9FN. Tel: 01905 756000

Designed		Sign.	Date
Drawn	Simon McElroy	Sign.	Date 08/08/2012
Checked	Joe Winter	Sign.	Date 08/08/2012
Approved	Chris Tappenden	Sign.	Date 08/08/2012

Project

FTN/GSM-R Project
Stage 2 As Built

Network Rail

FTN/GSM-R Project
Tournament House
Paddington
London
W2 1HA

Status: As Built

Scale(s): NTS

ELR & Mileage: RDG1

Drawing Title

Longcross Sation (2399) to
Ascot Station (2400)

Alternative Reference: See Layout Tab 841 x 297 Sheet 1

Sheet: 2 of 9

Drawing Number: NTPO\SLD\2399\2400\001

Revision: C

Sheet Size A3 297x420

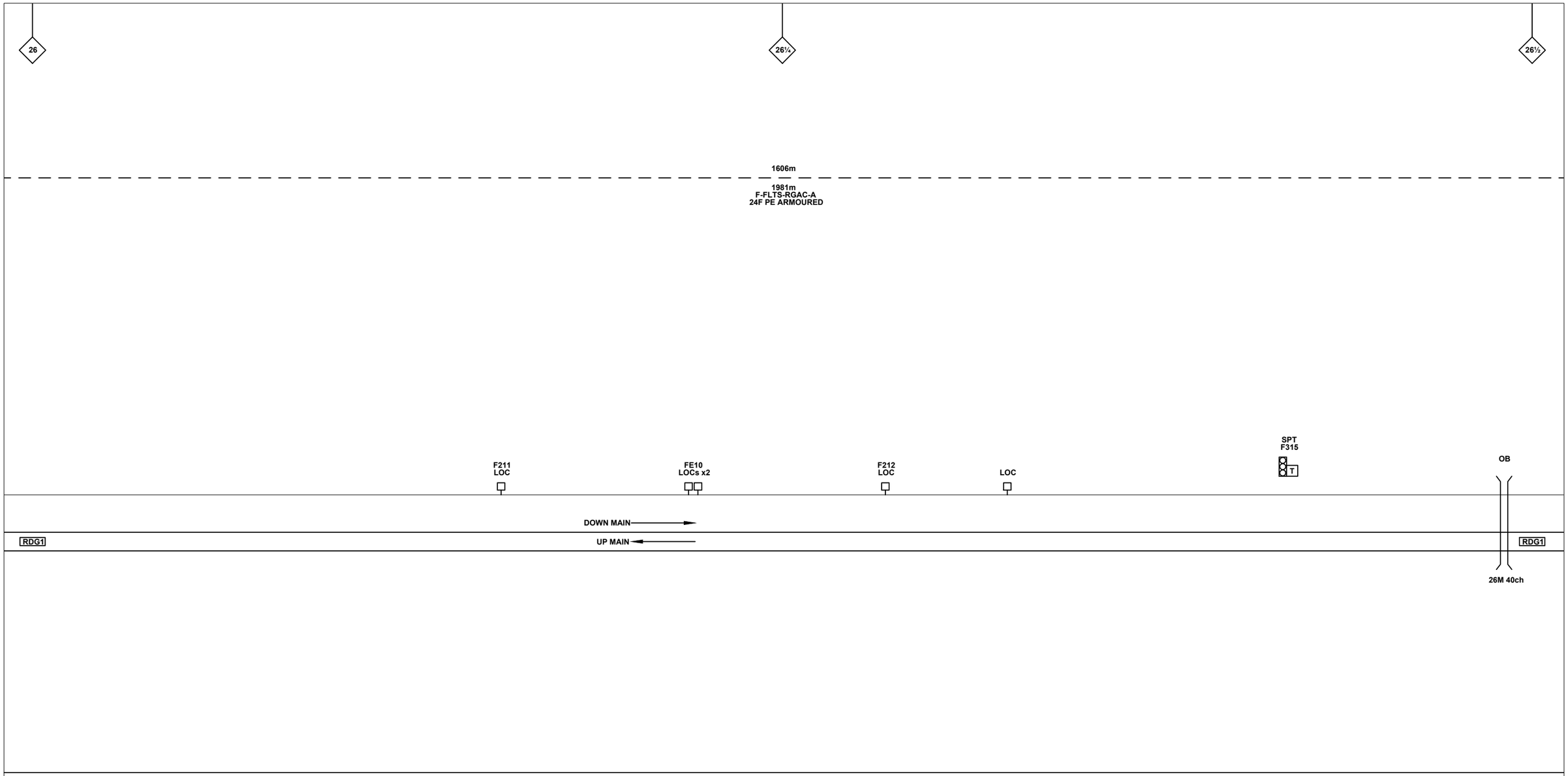

Legend

Cabinet and Verts (DC A B)

Cabinet with Regenerator and Verts (DC A B)

Copper Joint (CJ)

Fibre Joint (FJ)

Screening Conductor Joint with/without Earth (SJ SJ)

1988m / 2034m F–DIDC–RGAC–A

Trough Duct Cable Tray

Cable – Type Identified by FTN Code Status – as per Key Below

Signal Box (SB)

Electrical Control Room (ECR)

Manhole

Mid Length Sheath Gap Fibre

Sheath Gap Copper

FTN Core Node

Core Node with GSM–R Colocated

FTN Access Node

FTN Access Node with GSM–R Colocated

Screen Joint Routeworks

Copper Joint Routeworks

Cabinet Routeworks

Fibre Joint Routeworks

Manhole details: Cross–To be used Filled–In use Clear–Empty

Tunnel

Overbridge

Underbridge

Earth Farm

Signal

Vehicle Access Point (VAP)

Pedestrian Access Point (PAP)

Buffer Stop

Engineer's Line Reference (MLN1)

Mile Post

Platform

Telephone (T)

Crossing

Gantry

Cable Pull

Copper Blue Fibre Red Screen Green

Gas Line (GAS)

HV Cable (HV)

LV Cable (LV)

Sewer (SEW)

Telecoms (TEL)

Water (W)

Mast

KEY

Proposed Fibre & Civils Elements are shown in RED

Proposed Copper Elements are shown in BLUE

Proposed Screening Elements are shown in MAGENTA

All Recoveries are shown in GREEN

All Existing Elements are shown in BLACK

Existing Fibre Cable

Existing Copper Cable

Existing Screen Cable

Notes

Rev	Date	Description of Revisions	Drawn	Chkd	Appr
C	29/08/12	As Built	JO	JB	PH
B	08/08/12	Stage 2 Design - First Issue	SM	JW	CT
AB1	04/04/11	As-Built	AB	DP	PP
A	10/04/08	NTPOSLD23992400001A	MT	JD	SW

Contractor(s)

Kelly Integrated Transport Services Ltd

ndcconsultants

Unit 4 Apex Park, Wainwright Road, Worcester, Worcestershire, WR4 9FN. Tel: 01905 756000

Designed		Sign.	Date
Drawn	Simon McElroy	Sign.	Date 08/08/2012
Checked	Joe Winter	Sign.	Date 08/08/2012
Approved	Chris Tappenden	Sign.	Date 08/08/2012

Project

FTN/GSM-R Project
Stage 2 As Built

Network Rail

FTN/GSM-R Project
Tournament House
Paddington
London
W2 1HA

Status: As Built

Scale(s): NTS

ELR & Mileage: RDG1

Drawing Title

Longcross Sation (2399) to Ascot Station (2400)

Alternative Reference: See Layout Tab 841 x 297 Sheet 2

Sheet: 3 of 9

Drawing Number: NTPO\SLD\2399\2400\001

Revision: C

Sheet Size A3 297x420

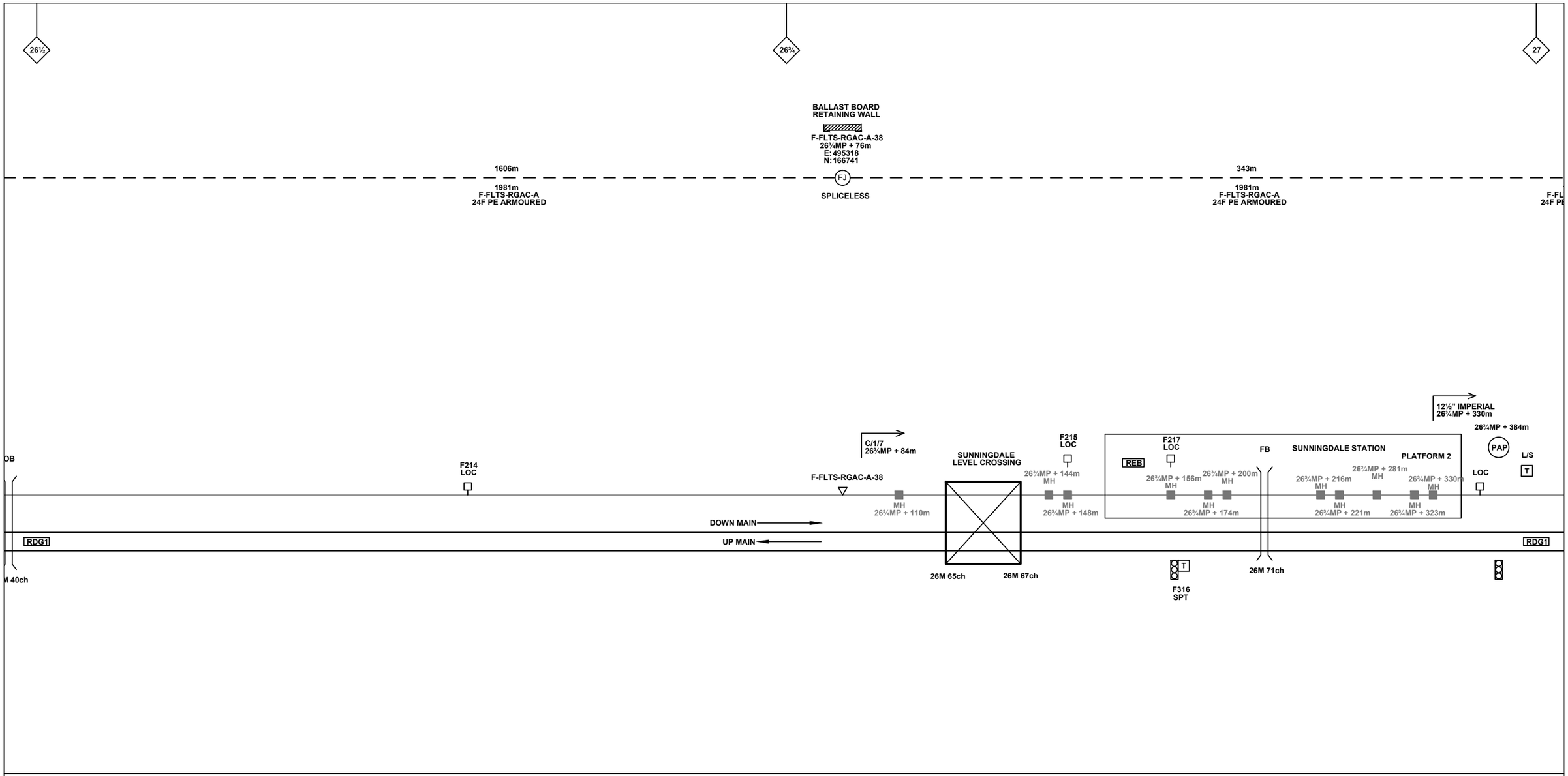

Legend

Cabinet and Verts

Cabinet with Regenerator and Verts

Copper Joint

Fibre Joint

Screening Conductor Joint with/without Earth

1988m

2034m
F-DIDC-RGAC-A

Trough Duct Cable Tray

Cable – Type Identified by FTN Code
Status – as per Key Below

Signal Box

Electrical Control Room

Manhole

Mid Length Sheath Gap Fibre

Sheath Gap Copper

FTN Core Node

Core Node with GSM-R Colocated

FTN Access Node

FTN Access Node with GSM-R Colocated

Screen Joint Routeworks

Copper Joint Routeworks

Cabinet Routeworks

Fibre Joint Routeworks

Manhole details: Cross-To be used Filled-In use Clear-Empty

Tunnel

Overbridge

Underbridge

Signal

Vehicle Access Point

Pedestrian Access Point

Earth Farm

Buffer Stop

Engineer's Line Reference

Mile Post

Platform

Telephone

Crossing

Gantry

Cable Pull

Copper Blue
Fibre Red
Screen Green

Gas Line
HV Cable
LV Cable
Sewer
Telecoms
Water

Mast

KEY

Proposed Fibre & Civils Elements are shown in RED
Proposed Copper Elements are shown in BLUE
Proposed Screening Elements are shown in MAGENTA
All Recoveries are shown in GREEN

All Existing Elements are shown in BLACK
Existing Fibre Cable
Existing Copper Cable
Existing Screen Cable

Rev	Date	Description of Revisions	Drawn	Chkd	Appr
C	29/08/12	As Built	JO	JB	PH
B	08/08/12	Stage 2 Design - First Issue	SM	JW	CT
AB1	04/04/11	As-Built	AB	DP	PP
A	10/04/08	NTPOSLD23992400001A	MT	JD	SW

Contractor(s)

Kelly Integrated Transport Services Ltd

ndcconsultants

Unit 4 Apex Park, Wainwright Road, Worcester, Worcestershire, WR4 9FN. Tel: 01905 756000

Designed		Sign.	Date
Drawn	Simon McElroy	Sign.	Date 08/08/2012
Checked	Joe Winter	Sign.	Date 08/08/2012
Approved	Chris Tappenden	Sign.	Date 08/08/2012

Project

FTN/GSM-R Project
Stage 2 As Built

Network Rail

FTN/GSM-R Project
Tournament House
Paddington
London
W2 1HA

Status

As Built

Scale(s)

NTS

ELR & Mileage

RDG1

Drawing Title

Longcross Sation (2399) to
Ascot Station (2400)

Alternative Reference

See Layout Tab 841 x 297 Sheet 2

Sheet

4 of 9

Drawing Number

NTPO\SLD\2399\2400\001

Revision

C

Sheet Size A3 297x420

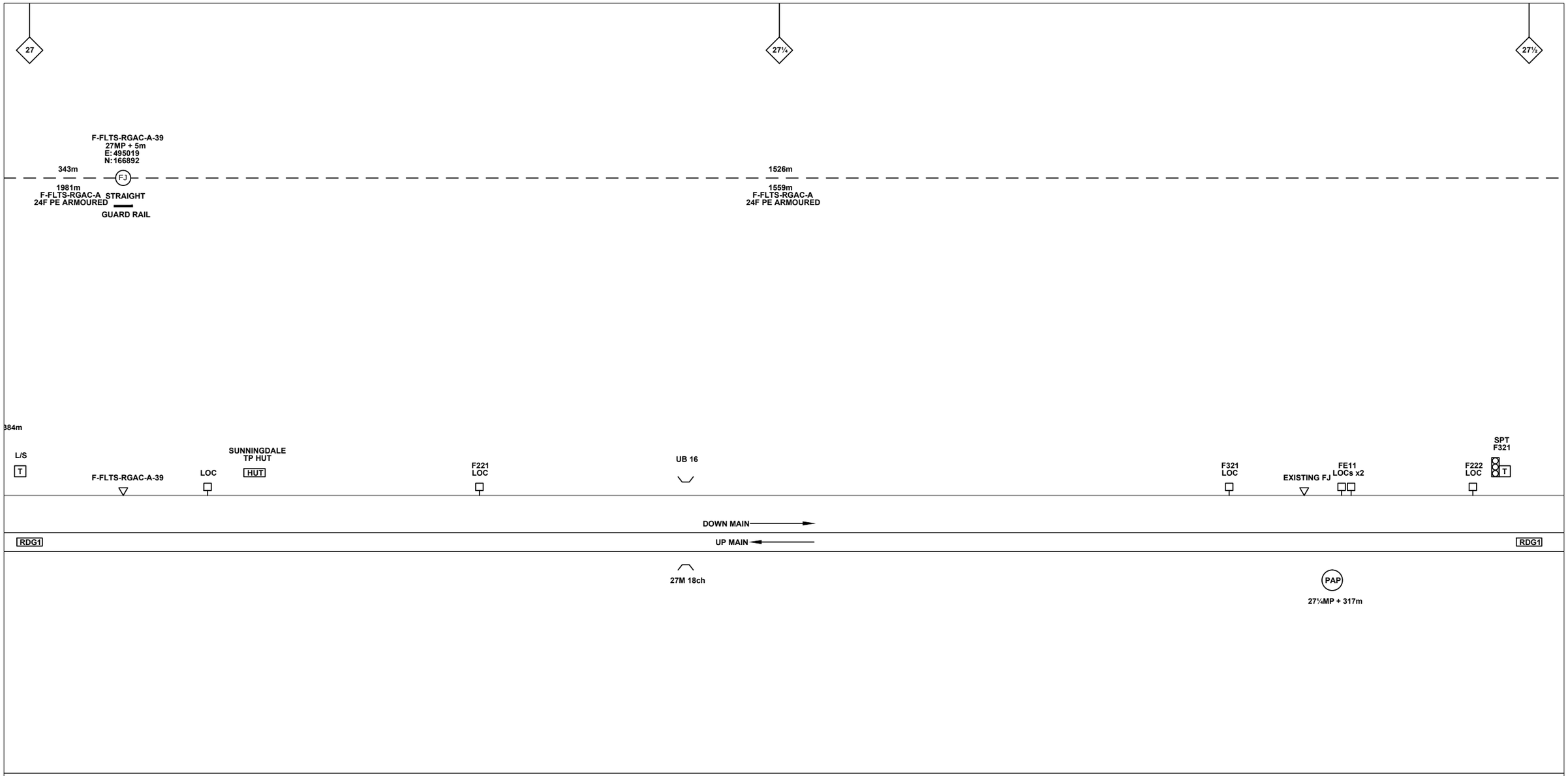

Legend

Cabinet and Verts

Cabinet with Regenerator and Verts

Copper Joint

Fibre Joint

Screening Conductor Joint with/without Earth

1988m
2034m
F-DIDC-RGAC-A

Trough Duct Cable Tray

Cable – Type Identified by FTN Code
Status – as per Key Below

Signal Box

Electrical Control Room

Manhole

Mid Length Sheath Gap Fibre

Sheath Gap Copper

FTN Core Node

Core Node with GSM-R Colocated

FTN Access Node

FTN Access Node with GSM-R Colocated

Screen Joint Routeworks

Copper Joint Routeworks

Cabinet Routeworks

Fibre Joint Routeworks

Manhole details:
Cross–To be used
Filled–In use
Clear–Empty

Tunnel

Overbridge

Underbridge

Earth Farm

Signal

Vehicle Access Point

Pedestrian Access Point

Buffer Stop

Engineer's Line Reference

Mile Post

Platform

Telephone

Crossing

Gantry

Cable Pull

Copper Blue
Fibre Red
Screen Green

Gas Line
HV Cable
LV Cable
Sewer
Telecoms
Water

Mast

KEY

Proposed Fibre & Civils Elements are shown in RED
Proposed Copper Elements are shown in BLUE
Proposed Screening Elements are shown in MAGENTA
All Recoveries are shown in GREEN

All Existing Elements are shown in BLACK
Existing Fibre Cable
Existing Copper Cable
Existing Screen Cable

Notes

Rev	Date	Description of Revisions	Drawn	Chkd	Appr
C	29/08/12	As Built	JO	JB	PH
B	08/08/12	Stage 2 Design - First Issue	SM	JW	CT
AB1	04/04/11	As-Built	AB	DP	PP
A	10/04/08	NTPOSLD23992400001A	MT	JD	SW

Contractor(s)

Kelly Integrated Transport Services Ltd

ndcconsultants

Unit 4 Apex Park, Wainwright Road, Worcester, Worcestershire, WR4 9FN. Tel: 01905 756000

Designed		Sign.	Date
Drawn	Simon McElroy	Sign.	Date 08/08/2012
Checked	Joe Winter	Sign.	Date 08/08/2012
Approved	Chris Tappenden	Sign.	Date 08/08/2012

Project

FTN/GSM-R Project
Stage 2 As Built

Network Rail

FTN/GSM-R Project
Tournament House
Paddington
London
W2 1HA

Status

As Built

Drawing Title

Longcross Sation (2399) to
Ascot Station (2400)

Alternative Reference

See Layout Tab 841 x 297 Sheet 3

Sheet 5 of 9

Scale(s)

NTS

ELR & Mileage

RDG1

Drawing Number

NTPO\SLD\2399\2400\001

Revision

C

Sheet Size A3 297x420

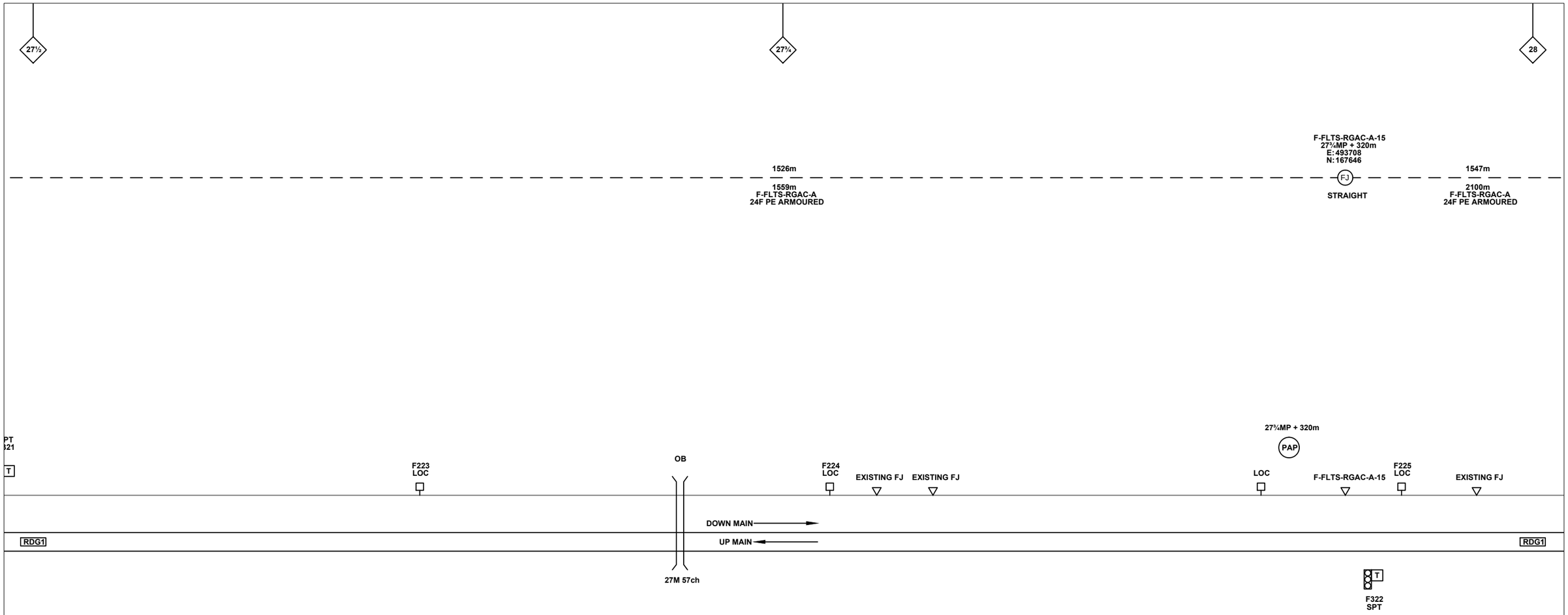

Legend

Cabinet and Verts

Cabinet with Regenerator and Verts

Copper Joint

Fibre Joint

Screening Conductor Joint with/without Earth

1988m
2034m
F–DIDC–RGAC–A

Trough Duct Cable Tray

Cable – Type Identified by FTN Code
Status – as per Key Below

Signal Box

Electrical Control Room

Manhole

Mid Length Sheath Gap Fibre

Sheath Gap Copper

FTN Core Node

Core Node with GSM–R Colocated

FTN Access Node

FTN Access Node with GSM–R Colocated

Screen Joint Routeworks

Copper Joint Routeworks

Cabinet Routeworks

Fibre Joint Routeworks

Manhole details: Cross–To be used Filled–In use Clear–Empty

Tunnel

Overbridge

Underbridge

Signal

Vehicle Access Point

Pedestrian Access Point

Earth Farm

Buffer Stop

Engineer's Line Reference

Mile Post

Platform

Telephone

Crossing

Gantry

Cable Pull

Copper Blue
Fibre Red
Screen Green

Gas Line
HV Cable
LV Cable
Sewer
Telecoms
Water

Mast

KEY

Proposed Fibre & Civils Elements are shown in RED
Proposed Copper Elements are shown in BLUE
Proposed Screening Elements are shown in MAGENTA
All Recoveries are shown in GREEN

All Existing Elements are shown in BLACK
Existing Fibre Cable
Existing Copper Cable
Existing Screen Cable

Notes

Rev	Date	Description of Revisions	Drawn	Chkd	Appr
C	29/08/12	As Built	JO	JB	PH
B	08/08/12	Stage 2 Design - First Issue	SM	JW	CT
AB1	04/04/11	As-Built	AB	DP	PP
A	10/04/08	NTPOSLD23992400001A	MT	JD	SW

Contractor(s)

Kelly Integrated Transport Services Ltd

ndcconsultants

Unit 4 Apex Park, Wainwright Road, Worcester, Worcestershire, WR4 9FN. Tel: 01905 756000

Designed		Sign.	Date
Drawn	Simon McElroy	Sign.	Date 08/08/2012
Checked	Joe Winter	Sign.	Date 08/08/2012
Approved	Chris Tappenden	Sign.	Date 08/08/2012

Project

FTN/GSM-R Project
Stage 2 As Built

Network Rail

FTN/GSM-R Project
Tournament House
Paddington
London
W2 1HA

Status

As Built

Drawing Title

Longcross Sation (2399) to
Ascot Station (2400)

Alternative Reference

See Layout Tab 841 x 297 Sheet 3

Sheet 6 of 9

Scale(s)

NTS

ELR & Mileage

RDG1

Drawing Number

NTPO\SLD\2399\2400\001

Revision

C

Sheet Size A3 297x420

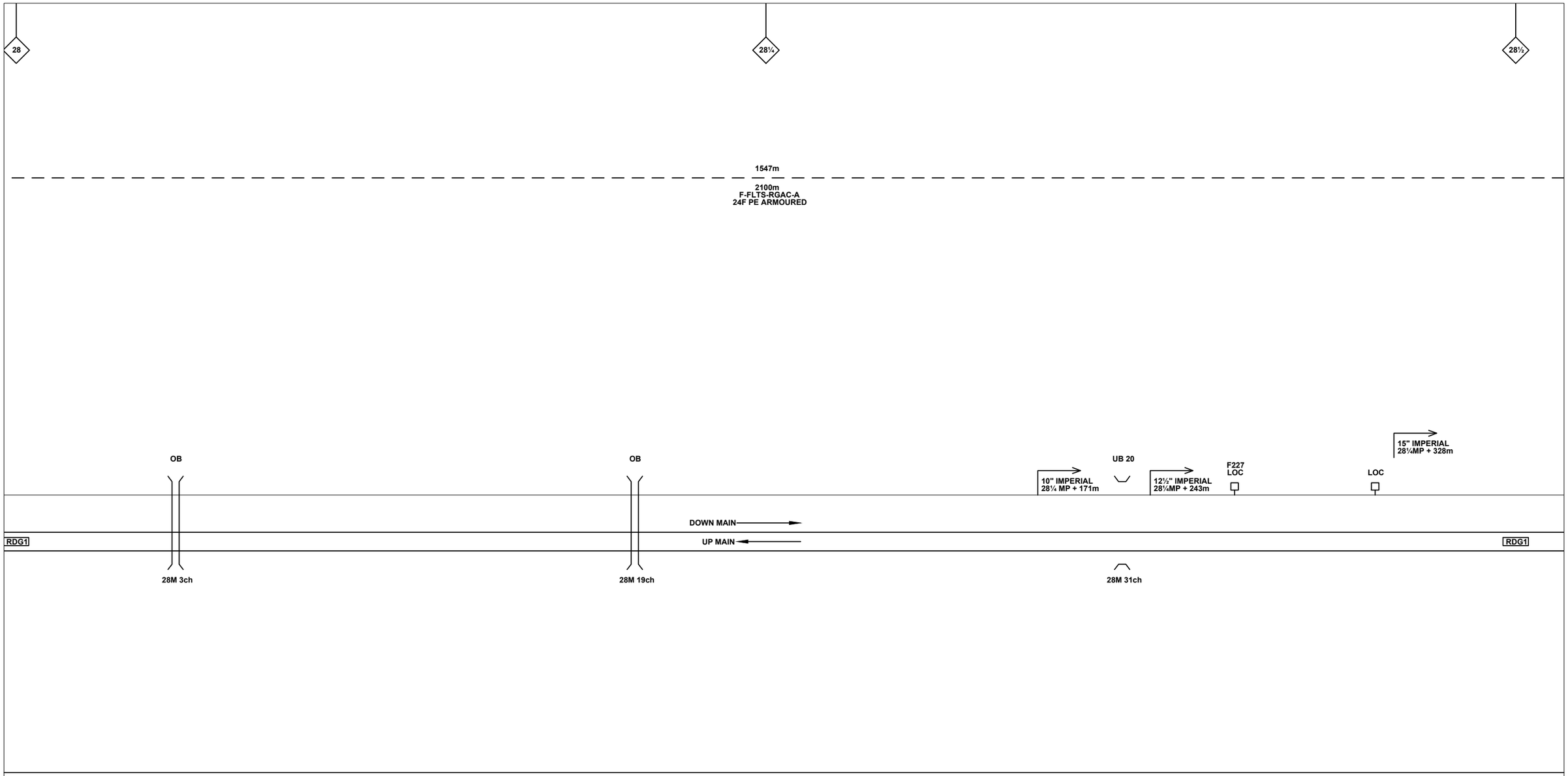

Legend

Cabinet and Verts

Cabinet with Regenerator and Verts

Copper Joint

Fibre Joint

Screening Conductor Joint with/without Earth

1988m / 2034m F-DIDC-RGAC-A

Trough Duct Cable Tray

Cable – Type Identified by FTN Code Status – as per Key Below

Signal Box

Electrical Control Room

Manhole

Mid Length Sheath Gap Fibre

Sheath Gap Copper

FTN Core Node

Core Node with GSM-R Colocated

FTN Access Node

FTN Access Node with GSM-R Colocated

Screen Joint Routeworks

Copper Joint Routeworks

Cabinet Routeworks

Fibre Joint Routeworks

Manhole details: Cross–To be used Filled–In use Clear–Empty

Tunnel

Overbridge

Underbridge

Signal

Vehicle Access Point

Pedestrian Access Point

Earth Farm

Buffer Stop

Engineer's Line Reference

Mile Post

Platform

Telephone

Crossing

Gantry

Cable Pull

Copper Blue Fibre Red Screen Green

Gas Line

HV Cable

LV Cable

Sewer

Telecoms

Water

Mast

KEY

Proposed Fibre & Civils Elements are shown in RED

Proposed Copper Elements are shown in BLUE

Proposed Screening Elements are shown in MAGENTA

All Recoveries are shown in GREEN

All Existing Elements are shown in BLACK

Existing Fibre Cable

Existing Copper Cable

Existing Screen Cable

Notes

Rev	Date	Description of Revisions	Drawn	Chkd	Appr
C	29/08/12	As Built	JO	JB	PH
B	08/08/12	Stage 2 Design - First Issue	SM	JW	CT
AB1	04/04/11	As-Built	AB	DP	PP
A	10/04/08	NTPOSLD23992400001A	MT	JD	SW

Contractor(s)

Kelly Integrated Transport Services Ltd

ndcconsultants

Unit 4 Apex Park, Wainwright Road, Worcester, Worcestershire, WR4 9FN. Tel: 01905 756000

Designed		Sign.	Date
Drawn	Simon McElroy	Sign.	Date 08/08/2012
Checked	Joe Winter	Sign.	Date 08/08/2012
Approved	Chris Tappenden	Sign.	Date 08/08/2012

Project

FTN/GSM-R Project
Stage 2 As Built

Network Rail

FTN/GSM-R Project
Tournament House
Paddington
London
W2 1HA

Status: As Built

Scale(s): NTS

ELR & Mileage: RDG1

Drawing Title

Longcross Sation (2399) to Ascot Station (2400)

Alternative Reference: See Layout Tab 841 x 297 Sheet 4

Sheet: 7 of 9

Drawing Number: NTPO\SLD\2399\2400\001

Revision: C

Sheet Size A3 297x420

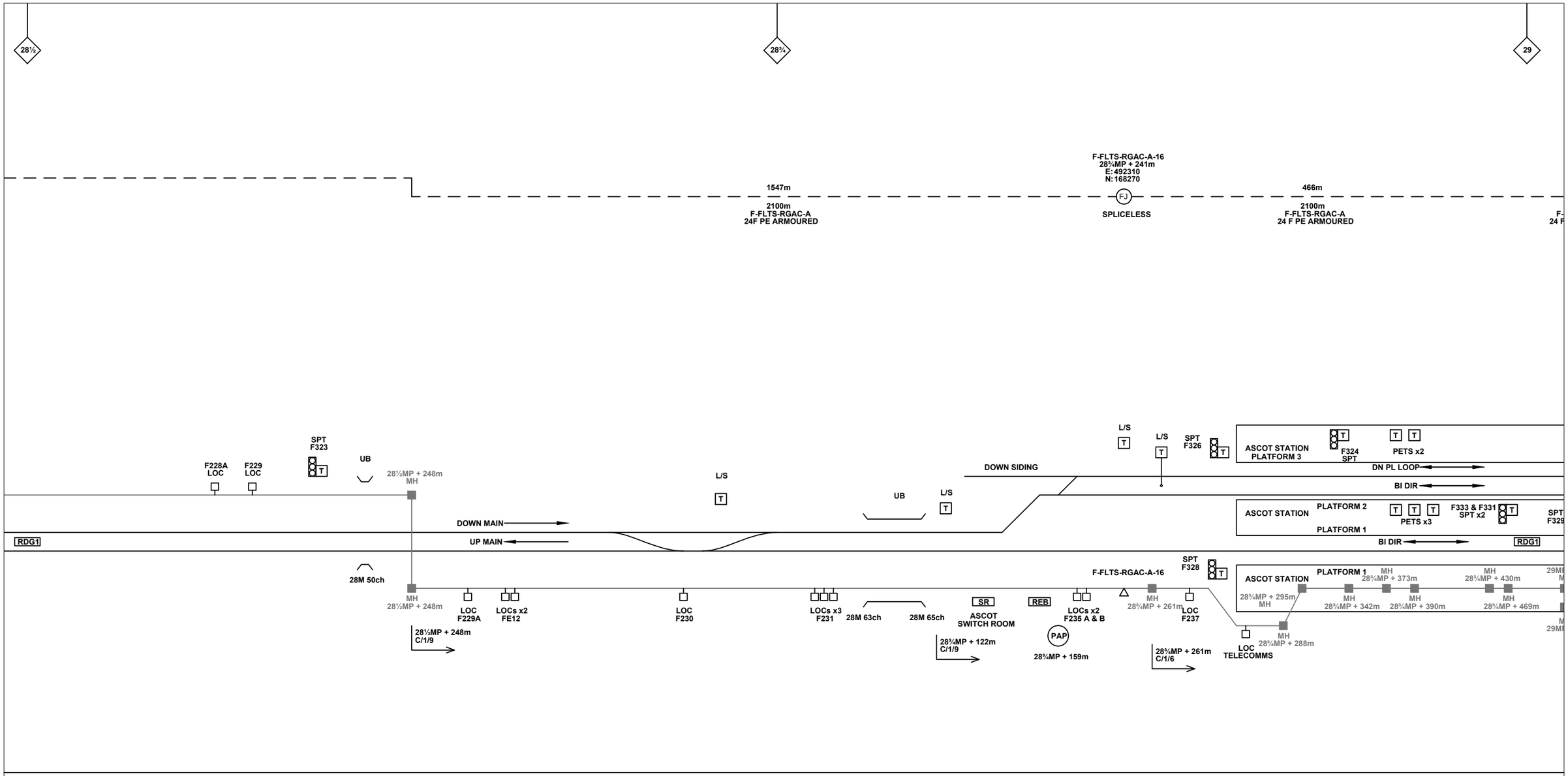

Legend

Cabinet and Verts
Cabinet with Regenerator and Verts
Copper Joint
Fibre Joint
Screening Conductor Joint with/without Earth
1988m
2034m
F–DIDC–RGAC–A
Trough Duct Cable Tray
Cable – Type Identified by FTN Code
Status – as per Key Below
Signal Box
Electrical Control Room
Manhole
Mid Length Sheath Gap Fibre
Sheath Gap Copper
FTN Core Node
Core Node with GSM–R Colocated
FTN Access Node
FTN Access Node with GSM–R Colocated
Screen Joint Routeworks
Copper Joint Routeworks
Cabinet Routeworks
Fibre Joint Routeworks
Manhole details: Cross–To be used Filled–In use Clear–Empty
Tunnel
Overbridge
Underbridge
Signal
Vehicle Access Point
Pedestrian Access Point
Earth Farm
Buffer Stop
Engineer's Line Reference
Mile Post
Platform
Telephone
Crossing
Gantry
Cable Pull
Copper Blue Fibre Red Screen Green
Gas Line
HV Cable
LV Cable
Sewer
Telecoms
Water
Mast

KEY
Proposed Fibre & Civils Elements are shown in RED
Proposed Copper Elements are shown in BLUE
Proposed Screening Elements are shown in MAGENTA
All Recoveries are shown in GREEN

All Existing Elements are shown in BLACK
Existing Fibre Cable
Existing Copper Cable
Existing Screen Cable

Notes

Rev	Date	Description of Revisions	Drawn	Chkd	Appr
C	29/08/12	As Built	JO	JB	PH
B	08/08/12	Stage 2 Design - First Issue	SM	JW	CT
AB1	04/04/11	As-Built	AB	DP	PP
A	10/04/08	NTPOSLD23992400001A	MT	JD	SW

Contractor(s)

Kelly Integrated Transport Services Ltd

ndcconsultants

Unit 4 Apex Park, Wainwright Road, Worcester, Worcestershire, WR4 9FN. Tel: 01905 756000

Designed		Sign.	Date
Drawn	Simon McElroy	Sign.	Date 08/08/2012
Checked	Joe Winter	Sign.	Date 08/08/2012
Approved	Chris Tappenden	Sign.	Date 08/08/2012

Project
FTN/GSM-R Project
Stage 2 As Built

Network Rail

FTN/GSM-R Project
Tournament House
Paddington
London
W2 1HA

Status
As Built

Drawing Title
Longcross Sation (2399) to Ascot Station (2400)

Alternative Reference
See Layout Tab 841 x 297 Sheet 4

Sheet
8 of 9

Scale(s)
NTS

ELR & Mileage
RDG1

Drawing Number
NTPO\SLD\2399\2400\001

Revision
C

Sheet Size A3 297x420

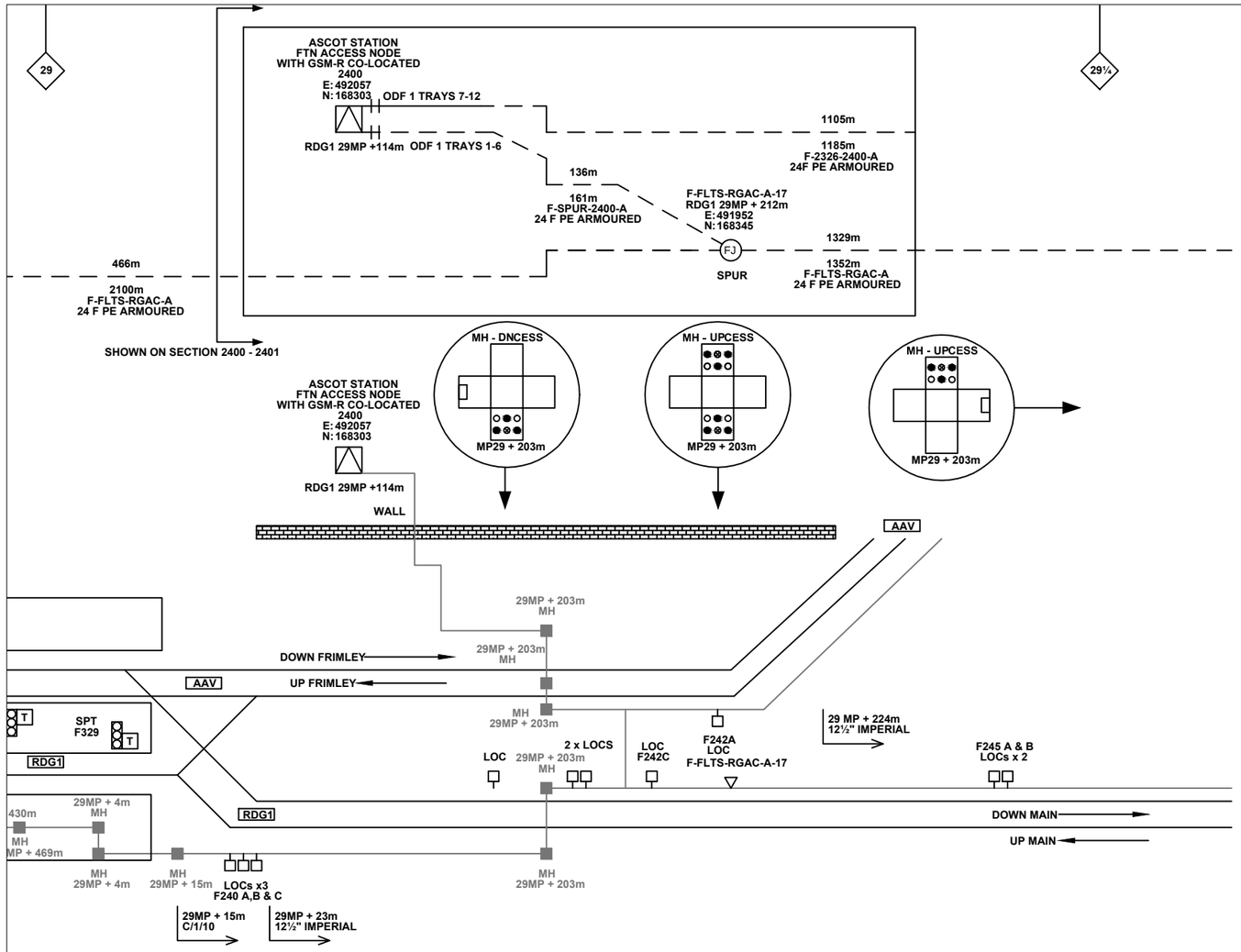

Legend

Cabinet and Verts

Cabinet with Regenerator and Verts

Copper Joint

Fibre Joint

Screening Conductor Joint with/without Earth

1988m

2034m
F–DIDC–RGAC–A

Trough Duct Cable Tray

Cable – Type Identified by FTN Code
Status – as per Key Below

Signal Box

Electrical Control Room

Manhole

Mid Length Sheath Gap Fibre

Sheath Gap Copper

FTN Core Node

Core Node with GSM–R Colocated

FTN Access Node

FTN Access Node with GSM–R Colocated

Screen Joint Routeworks

Copper Joint Routeworks

Cabinet Routeworks

Fibre Joint Routeworks

Manhole details: Cross–To be used Filled–In use Clear–Empty

Tunnel

Overbridge

Underbridge

Signal

Vehicle Access Point

Pedestrian Access Point

Earth Farm

Buffer Stop

Engineer's Line Reference

Mile Post

Platform

Telephone

Crossing

Gantry

Cable Pull

Copper Blue
Fibre Red
Screen Green

Gas Line
HV Cable
LV Cable
Sewer
Telecoms
Water

Mast

KEY

Proposed Fibre & Civils Elements are shown in RED
Proposed Copper Elements are shown in BLUE
Proposed Screening Elements are shown in MAGENTA
All Recoveries are shown in GREEN

All Existing Elements are shown in BLACK
Existing Fibre Cable
Existing Copper Cable
Existing Screen Cable

Notes

Rev	Date	Description of Revisions	Drawn	Chkd	Appr
C	29/08/12	As Built	JO	JB	PH
B	08/08/12	Stage 2 Design - First Issue	SM	JW	CT
AB1	04/04/11	As-Built	AB	DP	PP
A	10/04/08	NTPOSLD23992400001A	MT	JD	SW

Contractor(s)

Kelly Integrated Transport Services Ltd

ndcconsultants

Unit 4 Apex Park, Wainwright Road, Worcester, Worcestershire, WR4 9FN. Tel: 01905 756000

Designed		Sign.	Date
Drawn	Simon McElroy	Sign.	Date 08/08/2012
Checked	Joe Winter	Sign.	Date 08/08/2012
Approved	Chris Tappenden	Sign.	Date 08/08/2012

Project

FTN/GSM-R Project
Stage 2 As Built

Network Rail

FTN/GSM-R Project
Tournament House
Paddington
London
W2 1HA

Status

As Built

Drawing Title

Longcross Sation (2399) to
Ascot Station (2400)

Alternative Reference

See Layout Tab 841 x 297 Sheet 5

Sheet

9 of 9

Scale(s)

NTS

ELR & Mileage

RDG1

Drawing Number

NTPO\SLD\2399\2400\001

Revision

C

Sheet Size A3 297x420