

Platform 3/4 PA PC IP	10.227.16.41
Platform 9/10 PA PC IP	10.227.16.42
Platform 13/14 PA PC IP	10.227.16.43
WAN CIRCUIT ID	MXIP201536
WAN IP ADDRESS	10.227.16.1
Platform 2-6 LLPA ISDN	0207-2231 153
Platform 7-12 LLPA ISDN	0207-2236 582
Platform 13-17 LLPA ISDN	0207-2231 196

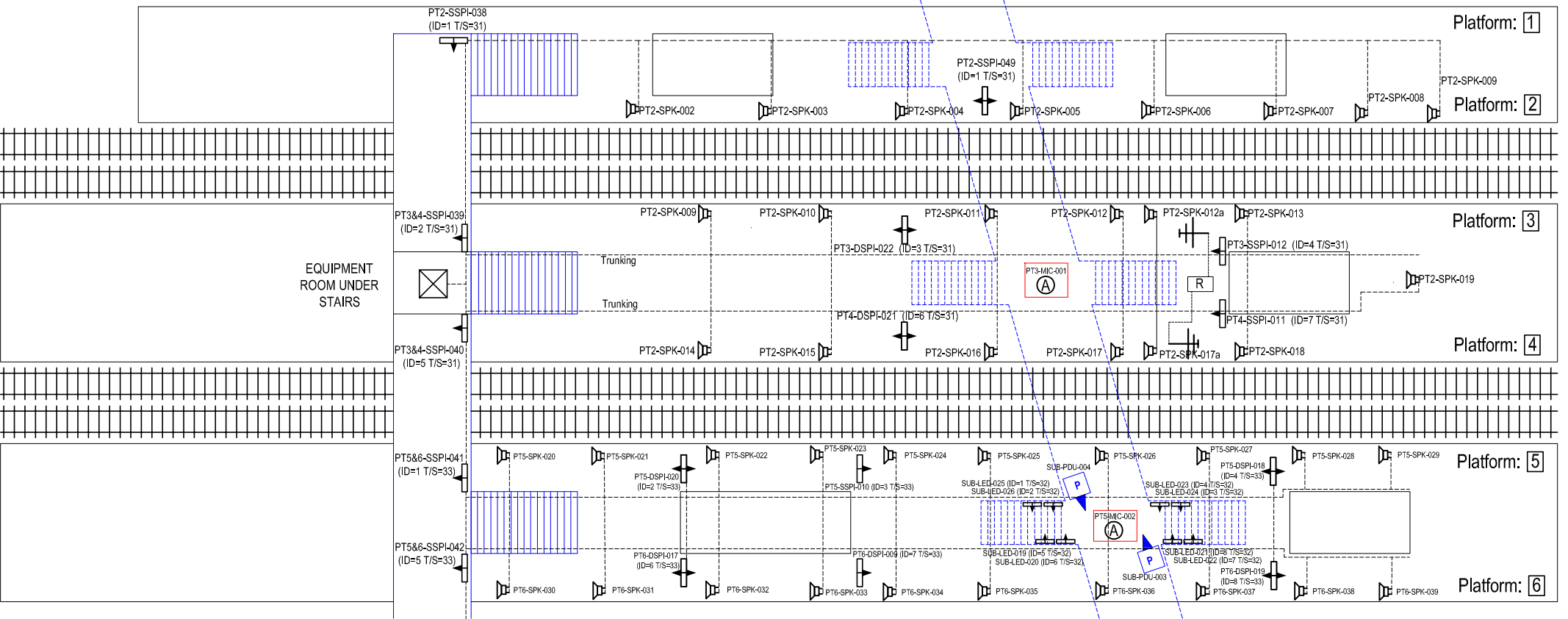
**Notes:**

- All equipment tags to be Prefixed with CLJ.
- There is no Help Point Modification, except the ISDNs are shared for LLPA.
- PT13&14-RDM-003 & 004 Operates Platform 13 to 17 PA
- Platforms 12 to 17 is existing cabling for the PA. The speakers highlighted in Green in where the new zone feed starts.

	Equipment Cabinet		15" Cased Monitor		Loudspeaker
	Double Sided LED		15" Housed Monitor		Above Surface Cable Route
	Single Sided LED		20" TFT Display		Sub Surface Cable Route
	GUI Computer		25" Housed Monitor		Radio Microphone Antenna
			42" Plasma Display		Radio Microphone Base Unit
			Miratel ISDN Phone		

**LEGEND**

Equipment	Dist Board	Circuit No.
SUB-PDU-001	DB 14	6
PLT3&4-RAD.MIC-001	DB IN C.I.S	
PT5&6-SSPI-042&041	DB 51	3
PT3&4-SSPI-040&039	DB 51	3
PT2-SSPI-038	DB 51	3
PT4-DSPI-021	DBI/20	1
PT3-DSPI-022	DPI/20	1
PT4-SSPI-011	DPI/20	9
PT3-SSPI-012	DPI/20	9
PT5-DSPI-020	GPI	10
PT6-DSPI-017	GPI	10
PT6-SSPI-009	GPI	10
PT5-SSPI-010	GPI	10
PT5-DSPI-018	GPI	10
PT6-DSPI-019	GPI	10



**IF IN DOUBT ASK!**

Date of Last Modification: 14 May 2003

This Drawing Supersedes Any Previous Drawings

FINISH

CONSTRUCTION	NAME	SIGNATURE	DATE
DRAWN BY	J Stevens	J Stevens	14/05/03
CHECKED BY	A Hatton	A Hatton	14/05/03
APPD BY	A SMITH		
APPD BY			
CAD Ref:			
CONTRACTOR'S Ref:			

Amey Rail PLC  
Infrastructure Delivery  
2nd Floor, One Reddiffe Street  
Bristol  
BS1 6QS

COPYRIGHT © AMEY Rail  
All rights reserved. Neither this drawing or any of the information it contains may be copied or communicated to third parties without the written permission of the copyright holder.

SITE/PROJECT		SOUTH WEST TRAINS CIS PROJECT	
TITLE		CLAPHAM JUNCTION PLATFORMS 1-6 AS BUILT	
SCALE	DRG No.	ISSUE	SHEET
NTS	SM803-75595	D	1 of 4

DRAWING NUMBER: **SM803-75595**

Platform 3/4 PA PC IP	10.227.16.41
Platform 9/10 PA PC IP	10.227.16.42
Platform 13/14 PA PC IP	10.227.16.43
WAN CIRCUIT ID	MXIP201536
WAN IP ADDRESS	10.227.16.1
Platform 2-6 LLPA ISDN	0207-2231 153
Platform 7-12 LLPA ISDN	0207-2236 582
Platform 13-17 LLPA ISDN	0207-2231 196

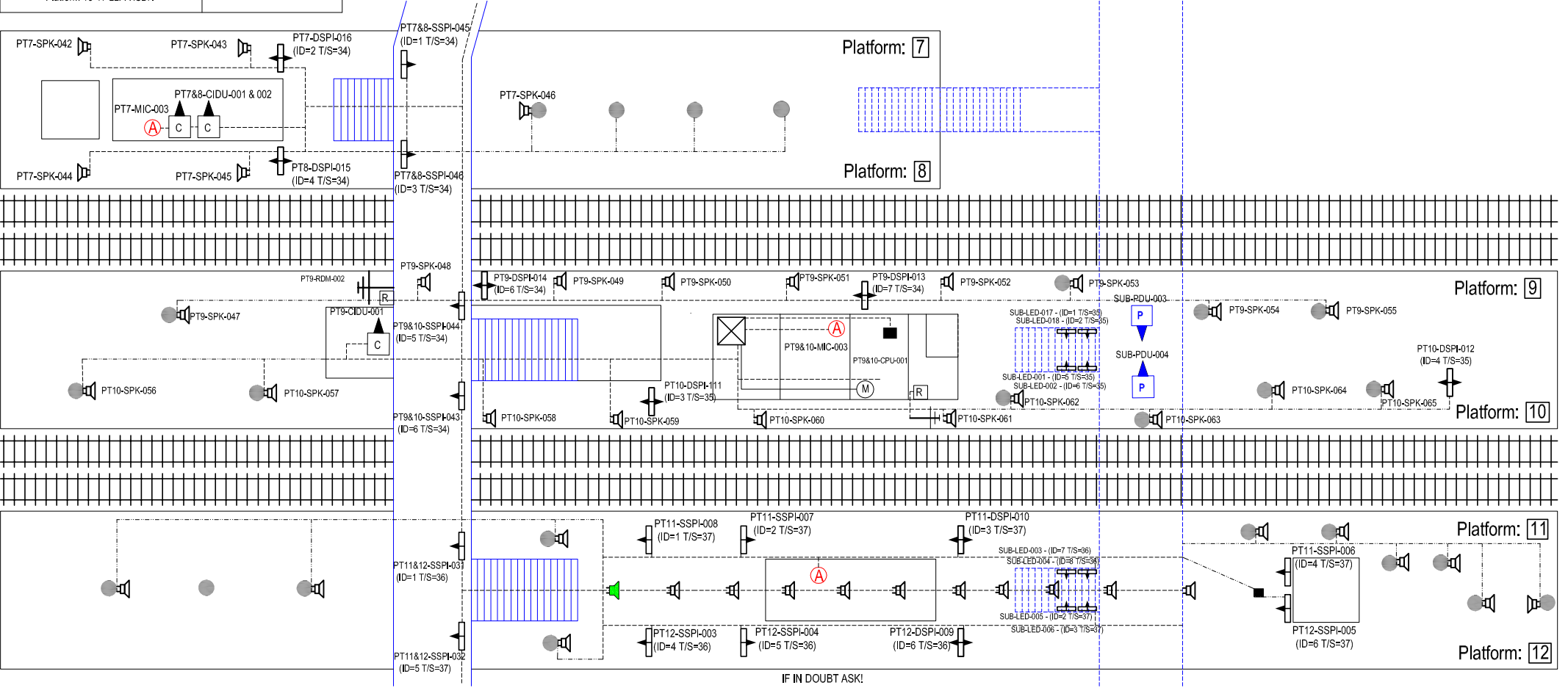
**Notes:**

- All equipment tags to be Prefixed with CLJ.
- There is no Help Point Modification, except the ISDNs are shared for LLPA.
- PT13&14-RDM-003 & 004 Operates Platform 13 to 17 PA
- Platforms 12 to 17 is existing cabling for the PA. The speakers highlighted in Green is where the new zone feed starts.
- It should be noted that the zone selectable MIC has 3 data cables connected to it. Each of the cables are from the equipment cabinets on Pli 3&4, Pli 10 and Pli 13 & 14.

	Equipment Cabinet		15" Cased Monitor		Loudspeaker
	Double Sided LED		15" Housed Monitor		Above Surface Cable Route
	Single Sided LED		20" TFT Display		Sub Surface Cable Route
	GUI Computer		25" Housed Monitor		Radio Microphone Antenna
			42" Plasma Display		Radio Microphone Base Unit
			Zone Selectable Mic		

**LEGEND**

Equipment	Dist Board	Circuit No.
PLT9&10-RAD.MIC-001	GPI	A1
PT9&10-SSPI-043&044	DB 101	2
PT11&12-SSPI-031&032	DB 101	2
PT7&8-SSPI-045&046	DB 84	8
PT7-DSP1-016	GPI	9
PT8-DSP1-015	GPI	9
PT12-SSPI-003	GPI	3
PT12-SSPI-004	GPI	3
PT11-SSPI-007	GPI	3
PT11-SSPI-008	GPI	3
PT11-DSP1-010	GPI	3
PT12-DSP1-009	GPI	3
PT11-SSPI-006	DB 45	1
PT12-SSPI-005	DB 45	1



MATERIAL  
14 May 2003

This Drawing Supersedes Any Previous Drawings

FINISH

CONSTRUCTION	NAME	SIGNATURE	DATE
DRAWN BY	J Stevens	J Stevens	14/05/03
CHECKED BY	A Hatton	A Hatton	14/05/03
APPD BY	A SMITH		
APPD BY			
CAD Ref:			
CONTRACTOR'S Ref:			

AMEY Rail PLC  
Infrastructure Delivery  
2nd Floor, One Reddiffe Street  
Bristol  
BS1 6QS

COPYRIGHT © AMEY Rail  
All rights reserved. Neither this drawing or any of the information it contains may be copied or communicated to third parties without the written permission of the copyright holder.

SITE/PROJECT		SOUTH WEST TRAINS CIS PROJECT	
TITLE		CLAPHAM JUNCTION PLATFORMS 7-12 AS BUILT	
SCALE	DRG No.	ISSUE	SHEET
NTS	SM803-75595	E	2 of 4

DRAWING NUMBER: SM803-75595

Platform 3/4 PA PC IP	10.227.16.41
Platform 9/10 PA PC IP	10.227.16.42
Platform 13/14 PA PC IP	10.227.16.43
WAN CIRCUIT ID	MXIP201536
WAN IP ADDRESS	10.227.16.1
Platform 2-6 LLPA ISDN	0207-2231 153
Platform 7-12 LLPA ISDN	0207-2236 582
Platform 13-17 LLPA ISDN	0207-2231 196

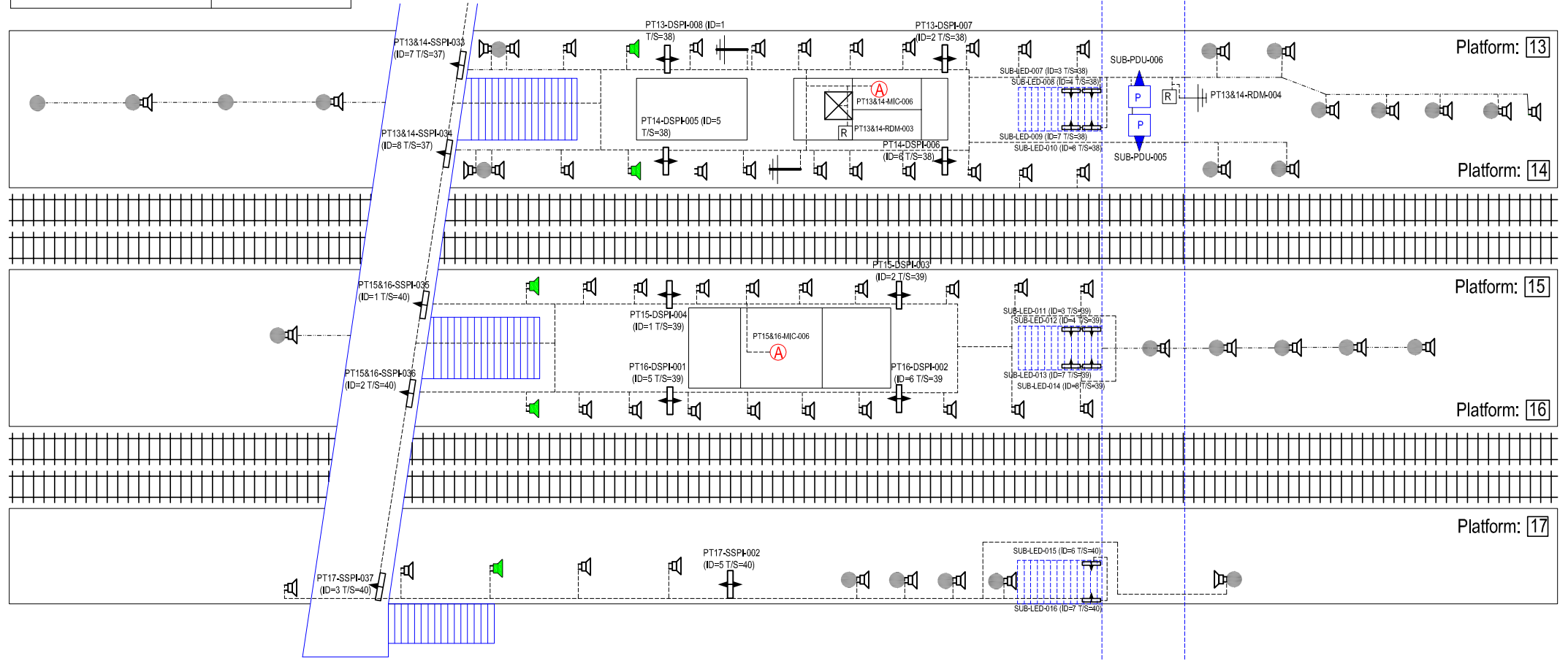
**Notes:**

- All equipment tags to be Prefixed with CLJ.
- There is no Help Point Modification, except the ISDNs are shared for LLPA.
- PT13&14-RDM-003 & 004 Operates Platform 13 to 17 PA
- Platforms 12 to 17 is existing cabling for the PA. The speakers highlighted in Green is where the new zone feed starts.

	Equipment Cabinet		15" Cased Monitor		Loudspeaker
	Double Sided LED		15" Housed Monitor		Above Surface Cable Route
	Single Sided LED		20" TFT Display		Sub Surface Cable Route
	GUI Computer		25" Housed Monitor		Radio Microphone Antenna
			42" Plasma Display		Radio Microphone Base Unit
			Miratel ISDN Phone		

LEGEND

Equipment	Dist Board	Curcut No.
PT13&14-SSPI-033	DB 101	3
PT13&14-SSPI-034	DB 101	3
PT15&16-SSPI-035	DB 101	3
PT15&16-SSPI-036	DB 101	3
PT17-SSPI-037	DB 101	3
PT16-DSP1-001	GPI DB 53	2
PT16-DSP1-002	GPI DB 53	2
PT15-DSP1-003	GPI DB 53	2
PT15-DSP1-004	GPI DB 53	2
PT14-DSP1-005	GPI DB 48	2
PT14-DSP1-006	GPI DB 48	1
PT13-DSP1-007	GPI DB 48	6
PT13-DSP1-008	GPI DB 48	5



IF IN DOUBT ASK!

MATERIAL 14 May 2003

This Drawing Supersedes Any Previous Drawings

FINISH

CONSTRUCTION	NAME	SIGNATURE	DATE
DRAWN BY	J Stevens	J Stevens	14/05/03
CHECKED BY	A Hatton	A Hatton	14/05/03
APPD BY	A SMITH		
APPD BY			
CAD Ref:			
CONTRACTOR'S Ref:			

AMEY Rail PLC  
Infrastructure Delivery  
2nd Floor, One Reddiffe Street  
Bristol  
BS1 6QS

COPYRIGHT © AMEY Rail  
All rights reserved. Neither this drawing or any of the information it contains may be copied or communicated to third parties without the written permission of the copyright holder

SITE/PROJECT		SOUTH WEST TRAINS CIS PROJECT	
TITLE		CLAPHAM JUNCTION PLATFORMS 13-17 AS BUILT	
SCALE	DRG No.	ISSUE	SHEET
NTS	SM803-75595	D	3 of 4

**Notes:**  
 - All equipment tags to be Prefixed with CLJ.  
 - There is no Help Point Modification, except the ISDNs are shared for LLPA.  
 - PT13&14-RDM-003 & 004 Operates Platform 13 to 17 PA  
 - Platforms 12 to 17 is existing cabling for the PA. The speakers highlighted in Green is where the new zone feed starts.

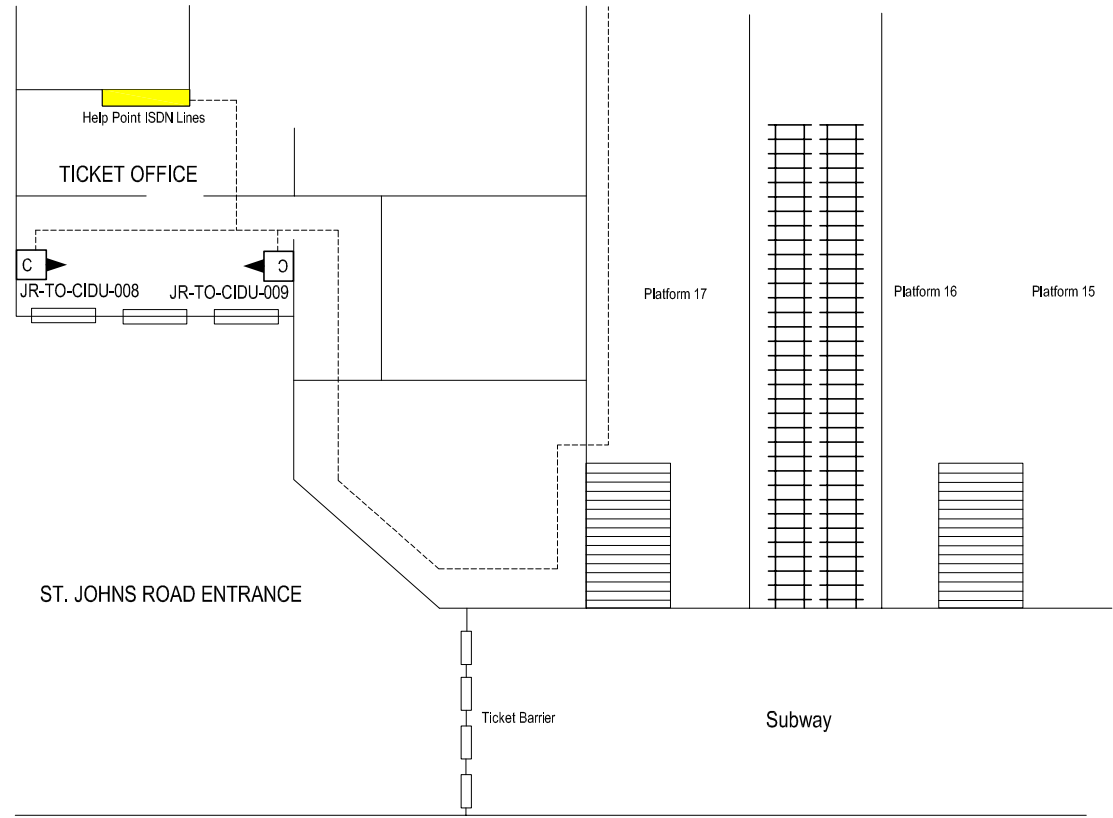
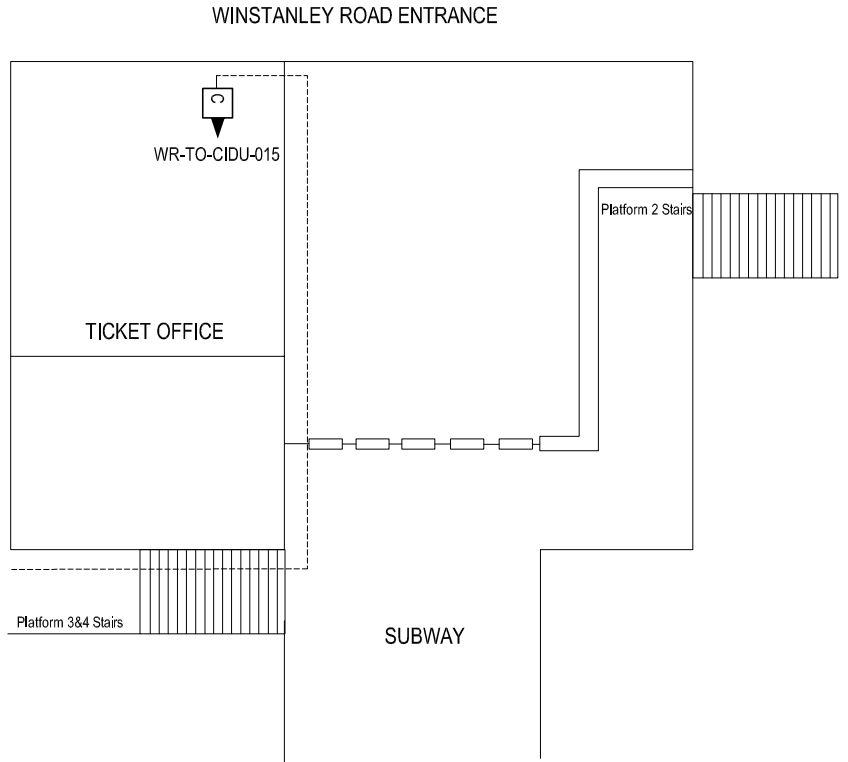
Ridsmon PC VGA Cards Output	
1	WR-TO-CIDU-015
1	PT7&8-CIDU-001
1	PT7&8-CIDU-002
1	PT9-CIDU-001
1	JR-TO-CIDU-008
1	JR-TO-CIDU-009

Platform 3/4 PA PC IP	10.227.16.41
Platform 9/10 PA PC IP	10.227.16.42
Platform 13/14 PA PC IP	10.227.16.43
WAN CIRCUIT ID	MXIP201536
WAN IP ADDRESS	10.227.16.1
Platform 2-6 LLPA ISDN	0207-2231 153
Platform 7-12 LLPA ISDN	0207-2236 582
Platform 13-17 LLPA ISDN	0207-2231 196

	Equipment Cabinet		15" Cased Monitor		Loudspeaker
	Double Sided LED		15" Housed Monitor		Above Surface Cable Route
	Single Sided LED		20" TFT Display		Sub Surface Cable Route
			25" Housed Monitor		Radio Microphone Antenna
			42" Plasma Display		Radio Microphone Base Unit

**LEGEND**

Equipment	Dist Board	Curcult No.
JR-TO-CIDU-008	DB 68	3
JR-TO-CIDU-009	DB 68	
WR-TO-CIDU-015	GP2	




IF IN DOUBT ASK!

MATERIAL: 14 May 2003  
 This Drawing Supersedes Any Previous Drawings  
 FINISH

CONSTRUCTION

	NAME	SIGNATURE	DATE
DRAWN BY	J STEVENS	J STEVENS	14/05/03
CHECKED BY	A HATTON	A HATTON	14/05/03
APPD BY	A SMITH		
APPD BY			
CAD Ref:			
CONTRACTOR'S Ref:			



Amey Rail PLC  
 Infrastructure Delivery  
 2nd Floor, One Reddiffe Street  
 Bristol  
 BS1 6QS

COPYRIGHT © AMEY Rail  
 All rights reserved. Neither this drawing or any of the information it contains may be copied or communicated to third parties without the written permission of the copyright holder

SITE/PROJECT		TITLE	
SOUTH WEST TRAINS CIS PROJECT		CLAPHAM JUNCTION TICKET HALL AREAS AS BUILT	
SCALE	DRG No.	ISSUE	SHEET
NTS	SM803-75595	D	4 of 4